



2017-2018 LIGHTING & ELECTRICAL



Buyers
PRODUCTS COMPANY



Our History



Our Corporate Family of Companies



Founded in 1946, Buyers Products is a fully integrated manufacturer and a leader in the truck equipment industry. Our engineering, manufacturing and assembly operations take place in the USA, under the Buyers family of companies. **Buyers Products' mission is to improve our Customers' profitability and productivity while enhancing the quality of our products and services.**



1946
Buyers Products Company founded by Sam Ruven and Bessie Kleinman as a distributor of driveline components.

1988
Buyers acquired Viking Forge in Streetsboro, Ohio with 6 complete forge lines. This facility manufactures our hitches, D-rings, and other towing and cargo parts.

1995
Buyers acquired Progressive Powder Coating, Inc. Our Nordson automatic powder application booth is used to powder coat our Buyers toolboxes and other truck and trailer accessories.

2004
Buyers acquired Romotech in New Paris, Indiana. Our Ferry Industries Rotospeed molding machines are used to manufacture our poly salt spreaders.

2009
Buyers began our operations at Boomerang Rubber, in Botkins, Ohio manufacturing mudflaps, wheel chocks and other rubber truck and trailer accessories.

2016
Buyers establishes a 22,000 sq ft Engineering Tech Center in Mentor, Ohio. It's multi-use lab, design, training and prototyping space is dedicated to the research and development of innovative product



Buyers continued to grow its product offerings and build valued relationships with customers and suppliers. Increased demand for products led to the pursuit of supply chain manufacturing solutions.



1992
Buyers acquired Trailer Components Manufacturing (Tracom) for CNC precision machining and tooling, as well as state-of-the-art welding.



2002
Buyers moved its corporate headquarters to a brand new 235,000 sq. ft. state-of-the-art office and distribution center.



2007
Buyers began manufacturing the SnowDogg stainless steel snowplow at our Mentor, Ohio facility.



2013
Buyers acquired an additional 500,000 sq.ft. manufacturing facility in Mentor, Ohio allowing for expansion of our aluminum and stainless steel manufacturing.



DOT TRUCK & TRAILER

LED Marker Lights.....	2
LED ID Bar Lights.....	6
LED Stop, Turn, Tail Lights.....	7
LED Turn & Park Lights.....	9
LED Backup Lights.....	10
LED License Plate Lights.....	12
Incandescent Marker Lights.....	13
Incandescent ID Bar Lights.....	14
Incandescent Stop, Turn, Tail Lights.....	14
Incandescent Backup Lights.....	15
Incandescent License Plate Lights.....	16
Grommets, Flanges, Plugs, Reflectors.....	17

WARNING LIGHTS

Recessed Strobe Lights.....	18
Surface Mount Strobe Lights.....	19
Hidden Strobe Lights.....	28
Mini Light Bars.....	29
Directional Warning Lights.....	33
Dashboard Light Bars.....	33
Road Flares.....	33
Modular Light Bars.....	34
Strobe Light Beacons.....	40
Revolving Lights.....	44

WORK LIGHTS

LED Flood and Spot Lights.....	45
LED Spot and Flood Light Bars.....	54
Dome Interior Lights.....	59
LED Strip Lights.....	60
LED Rope Light.....	60

WIRING ACCESSORIES

Switches.....	62
Dual Fuse Holders.....	65
Solenoids and Motors.....	65
Circuit Breakers.....	67
Meters, Battery Adapters.....	68

SAFETY

Jumper Cables/Quick Connects.....	68
Back-up Cameras.....	69
Towing Lights.....	71
Back-up Alarms.....	71
Conspicuity Tape.....	71

TRUCK LIGHT BOXES

Spreader Light Bar Kits.....	72
Spreader and Snow Plow Lights & Harnesses.....	75
Light Mounting Brackets.....	76

GLOSSARY-INDEX

Lighting Regulations.....	79
Product Index.....	87

NEW PRODUCTS

Single Row Spot-Flood Lights
Pages 56-57



SL551ALP 12 LED Beacon Low Profile
Page 41



1492200 Remote Control Spotlight
Page 53



8882500 5.6" Back-Up Camera System
Page 70



8895150 F150-F550 Aluminum Cab
Drill-Free Light Bar Mount
Page 32



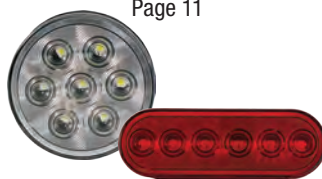
CB251PB 250 AMP Large Frame Circuit
Breaker
Page 67



1492193 3.9" Square Flood Light with
Built-In Switch
Page 49



LED Back-Up Lights
Page 11



SL67A0 Class 1, 6" Recessed Strobes
Page 18



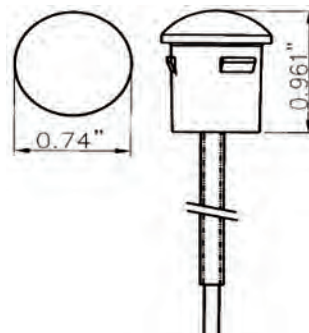
DOT LED Marker/Clearance Lights

.75" Round Marker/Clearance Lights



Part No.	Size	LEDs	Lens Color	Connection	Mounting	Amp	Std. Qty.	Wt. (lbs.)	Cat.
5623413	.75"	1	Red	Hard Wired w/.180 Male Bullets	Grommet	0.021	10	0.03	562 (N)
5623414	.75"	1	Red	Hard Wired w/Stripped Leads	Grommet	0.021	10	0.02	562 (N)
5623423	.75"	1	Amber	Hard Wired w/.180 Male Bullets	Grommet	0.021	10	0.03	562 (N)
5623424	.75"	1	Amber	Hard Wired w/Stripped Leads	Grommet	0.021	10	0.02	562 (N)
5627511	.75"	1	Red	Hard Wired w/.180 Male Bullets	Grommet	0.021	10	0.05	562 (N)
5627512	.75"	1	Red	Hard Wired w/Stripped Leads	Grommet	0.021	10	0.05	562 (N)
5627521	.75"	1	Amber	Hard Wired w/.180 Male Bullets	Grommet	0.021	10	0.05	562 (N)
5627522	.75"	1	Amber	Hard Wired w/Stripped Leads	Grommet	0.021	10	0.02	562 (N)
5627532	.75"	1	Clear	Hard Wired w/Stripped Leads	Grommet	0.021	10	0.02	562 (N)

.75" Round Marker/Clearance Lights



Part No.	Size	LEDs	Lens Color	Connection	Mounting	Amp	Std. Qty.	Wt. (lbs.)	Cat.
5627513	.75"	3	Red	Hard Wired w/.180 Male Bullets	Grommet	.038	10	0.05	562 (N)
5627514	.75"	3	Red	Hard Wired w/Stripped Leads	Grommet	.038	10	0.05	562 (N)
5627517*	.75"	3	Red	Hard Wired w/Stripped Leads	Grommet	.038	1	0.05	562 (N)
5627523	.75"	3	Amber	Hard Wired w/.180 Male Bullets	Grommet	.038	10	0.05	562 (N)
5627524	.75"	3	Amber	Hard Wired w/Stripped Leads	Grommet	.038	10	0.05	562 (N)
5627527*	.75"	3	Amber	Hard Wired w/Stripped Leads	Grommet	.038	1	0.05	562 (N)

* Only these items are retail packaged

.75" Round Grommets

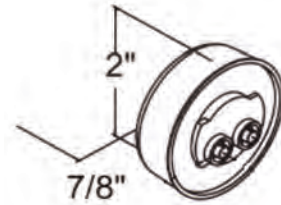


Part No.	Size	Description	Std. Qty.	Wt. (lbs.)	Cat.
5627501	.75"	Black Grommet for .75" Round Marker Lights for 1-LED Marker Lights	25	0.05	562 (N)
5627503	.75"	Black Grommet for .75" Round Marker Lights for 3-LED Marker Lights	25	0.05	562 (N)

2" Round Marker/Clearance Light Kit

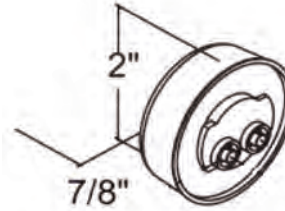



- Includes Plug and Grommet



Part No.	Size	LEDs	Lens Color	Connection	Mounting	Amp	Std. Qty.	Wt. (lbs.)	Cat.
5622101	2"	1	Red	PL-10 Connection	Grommet	.050	1	0.05	562 (N)
5622201	2"	1	Amber	PL-10 Connection	Grommet	.050	1	0.05	562 (N)

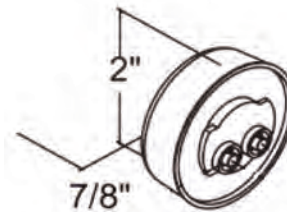
2" Round Marker/Clearance Lights



Part No.	Size	LEDs	Lens Color	Connection	Mounting	Amp	Std. Qty.	Wt. (lbs.)	Cat.
5622150	2"	1	Red	PL-10 Connection	Grommet	.050	10	0.05	562 (N)
5622250	2"	1	Amber	PL-10 Connection	Grommet	.050	10	0.05	562 (N)

Use with plug #5620250

2" Round Marker/Clearance Lights



Part No.	Size	LEDs	Lens Color	Connection	Mounting	Amp	Std. Qty.	Wt. (lbs.)	Cat.
5622154	2"	4	Red	PL-10 Connection	Grommet	.039	10	0.05	562 (N)
5622254	2"	4	Amber	PL-10 Connection	Grommet	.039	10	0.05	562 (N)

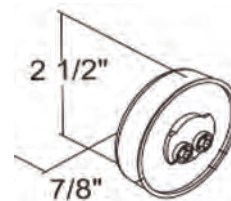
Use with plug #5620250

2" Round Black Grommet



Part No.	Size	Description	Std. Qty.	Wt. (lbs.)	Cat.
5622050	2"	Round, Open Back, Flush Mount Grommet for use w/5622150, 5622250, 5622154, 5622254	10	0.07	562 (N)

2.5" Round Marker/Clearance Lights

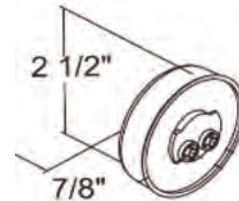


Part No.	Size	LEDs	Lens Color	Connection	Mounting	Amp	Std. Qty.	Wt. (lbs.)	Cat.
5622512	2.5"	2	Red	PL-10 Connection	Grommet	.044	10	0.11	562 (N)
5622522	2.5"	2	Amber	PL-10 Connection	Grommet	.044	10	0.11	562 (N)

Use with plug #5620250

DOT LED Marker Lights

2.5" Round Marker/Clearance Lights



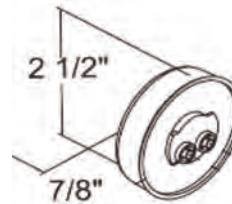
Part No.	Size	LEDs	Lens Color	Connection	Mounting	Amp	Std. Qty.	Wt. (lbs.)	Cat.
5622550	2.5"	4	Red	PL-10 Connection	Grommet	.032	10	0.11	562 (N)
5622525	2.5"	4	Amber	PL-10 Connection	Grommet	.032	10	0.11	562 (N)

Use with plug #5620250

2.5" Round Marker/Clearance Light Kit

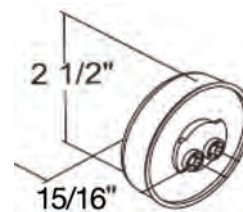


- Includes Plug and Grommet



Part No.	Size	LEDs	Lens Color	Connection	Mounting	Amp	Std. Qty.	Wt. (lbs.)	Cat.
5622514	2.5"	4	Red	PL-10 Connection	Grommet	.032	1	0.11	562 (N)
5622524	2.5"	4	Amber	PL-10 Connection	Grommet	.032	1	0.11	562 (N)

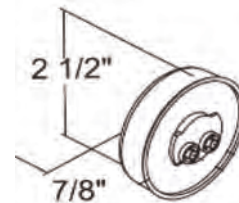
2.5" Round Marker/Clearance Lights



Part No.	Size	LEDs	Lens Color	Connection	Mounting	Amp	Std. Qty.	Wt. (lbs.)	Cat.
5622517	2.5"	7	Red	PL-10 Connection	Grommet	.19	10	0.11	562 (N)
5622527	2.5"	7	Amber	PL-10 Connection	Grommet	.19	10	0.11	562 (N)

Use with plug #5620250

2.5" Round Marker/Clearance Lights w/Reflex



Part No.	Size	LEDs	Lens Color	Connection	Mounting	Amp	Std. Qty.	Wt. (lbs.)	Cat.
5622551	2.5"	4	Red	PL-10 Connection	Grommet	.030	10	0.11	562 (N)
5622526	2.5"	4	Amber	PL-10 Connection	Grommet	.033	10	0.11	562 (N)

Use with plug #5620250

2.5" Round Black Grommets



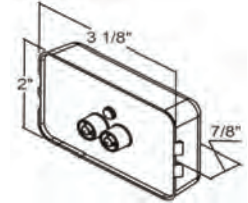
5622505



5622506

Part No.	Size	Description	Std. Qty.	Wt. (lbs.)	Cat.
5622505	2.5"	Round, Flush Mount, Semi Open Back	10	0.11	562 (N)
5622506	2.5"	Round, Flush Mount, Fully Open Back	10	0.11	562 (N)

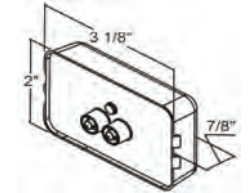
3.125" Rectangular LED Marker/Clearance Light w/Reflex Kit



- Includes Plug and Grommet

Part No.	Size	LEDs	Lens Color	Connection	Mounting	Amp	Std. Qty.	Wt. (lbs.)	Cat.
5623112	3.125"	2	Red	PL-10 Connection	Grommet	.044	1	0.05	562 (N)
5623122	3.125"	2	Amber	PL-10 Connection	Grommet	.044	1	0.05	562 (N)

3.125" Marker/Clearance Lights w/Reflex



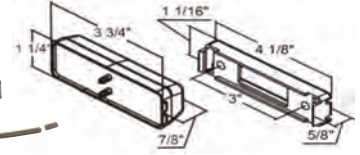
Part No.	Size	LEDs	Lens Color	Connection	Mounting	Amp	Std. Qty.	Wt. (lbs.)	Cat.
5623113	3.125"	2	Red	PL-10 Connection	Grommet	.044	10	0.08	562 (N)
5623123	3.125"	2	Amber	PL-10 Connection	Grommet	.044	10	0.08	562 (N)

Part No.	Size	Description	Std. Qty.	Wt. (lbs.)	Cat.
5623050	3.125"	Recessed Mount, Black Grommet for use w/5623113, 5623123	10	0.05	562 (N)

3.75" Marker/Clearance Light



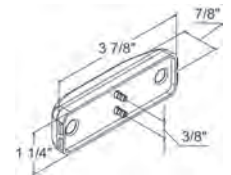
- 5623711 Includes Plug and Mounting Bracket



Part No.	Size	LEDs	Lens Color	Connection	Mounting	Amp	Std. Qty.	Wt. (lbs.)	Cat.
5623711	3.75"	2	Amber/Red	Male Barrel Terminals	Surface Mount	.085	10	0.05	562 (N)
5623712	3.75"	2	Amber/Red	Male Barrel Terminals	Surface Mount	.085	10	0.05	562 (N)

Part No.	Size	Description	Std. Qty.	Wt. (lbs.)	Cat.
5623750	3.75"	Black Mounting Bracket Includes Stripped Lead	10	0.05	562 (N)

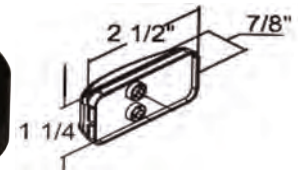
3.75" Marker/Clearance Light



Part No.	Size	LEDs	Lens Color	Connection	Mounting	Amp	Std. Qty.	Wt. (lbs.)	Cat.
5623812	3.75"	2	Red	Male Barrel Terminals	Surface Mount	.06	20	0.05	562 (N)
5623822	3.75"	2	Amber	Male Barrel Terminals	Surface Mount	.06	20	0.05	562 (N)

Part No.	Size	Description	Std. Qty.	Wt. (lbs.)	Cat.
5623750	3.75"	Black Mounting Bracket Includes Stripped Lead	10	0.05	562 (N)

2.5" Surface Mount Marker Light



Part No.	Size	LEDs	Lens Color	Connection	Mounting	Amp	Std. Qty.	Wt. (lbs.)	Cat.
5622104	2.5"	3	Red	PL-10 Connection	Surface Mount	.042	10	0.05	562 (N)
5622204	2.5"	3	Amber	PL-10 Connection	Surface Mount	.042	10	0.05	562 (N)
5622304	2.5"	3	Clear	PL-10 Connection	Surface Mount	.042	10	0.05	562 (N)

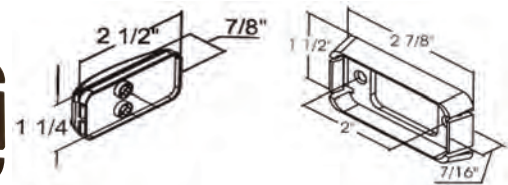
Part No.	Size	Description	Std. Qty.	Wt. (lbs.)	Cat.
5622205	2.5"	Flush Mount, Open Back Grommet for use w/5622104, 5622204, 5622304	10	0.11	562 (N)

DOT LED Marker Lights

2.5" Marker/Clearance Light Kit



- Includes Plug and Mounting Bracket

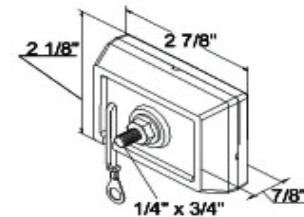



Part No.	Size	LEDs	Lens Color	Connection	Mounting	Amp	Std. Qty.	Wt. (lbs.)	Cat.
5622103	2.5"	3	Red	PL-10 Connection	Surface Mount	.042	1	0.05	562 (N)
5622203	2.5"	3	Amber	PL-10 Connection	Surface Mount	.042	1	0.05	562 (N)

2.875" Rectangular Marker/Clearance Light Kit w/Reflex

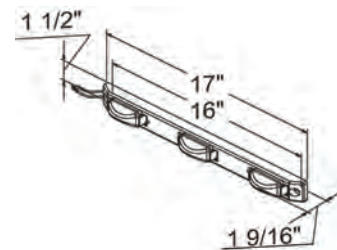


- Includes ground wire



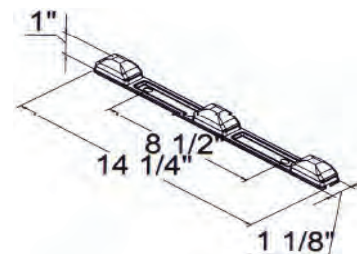

Part No.	Size	LEDs	Lens Color	Connection	Mounting	Amp	Std. Qty.	Wt. (lbs.)	Cat.
5622716	2.875"	6	Red	Hard Wired w/Stripped Lead and Ring Terminal	Stud	.033	10	0.14	562 (N)
5622726	2.875"	6	Amber	Hard Wired w/Stripped Lead and Ring Terminal	Stud	.033	10	0.14	562 (N)

Polycarbonate ID Bar Light



Part No.	Size	LEDs	Lens Color	Connection	Mounting	Amp	Std. Qty.	Wt. (lbs.)	Cat.
5621719	17"	9	Red	Hard Wired w/Stripped Lead and Ring Terminal	Surface	.119	1	0.65	562 (N)

Stainless Steel ID Bar Light



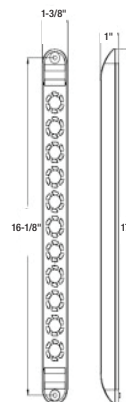
Part No.	Size	LEDs	Lens Color	Connection	Mounting	Amp	Std. Qty.	Wt. (lbs.)	Cat.
5621720	14"	9	Red	Hard Wired w/Stripped Lead and Ring Terminal	Surface	.147	1	0.55	562 (N)

.75" ID Light Kit



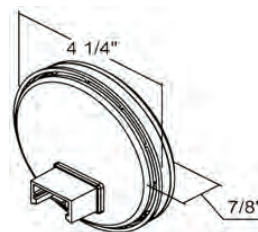
Part No.	Size	LEDs	Lens Color	Connection	Mounting	Amp	Std. Qty.	Wt. (lbs.)	Cat.
5627533	.75"	9	Red	Hard Wired w/180 Male Bullets	Grommet	.113	1	0.50	562 (N)

17" Slimline Stop/Turn/Tail



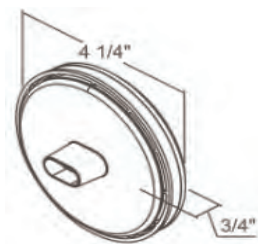
Part No.	Size	LEDs	Lens Color	Connection	Mounting	Amp	Std. Qty.	Wt. (lbs.)	Cat.
5621711	17"	11	Red	Hard Wired w/Stripped Leads & Ring Terminal	Surface	.162	10	0.41	562 (N)

4" Round Stop/Turn/Tail



Part No.	Size	LEDs	Lens Color	Connection	Mounting	Amp	Std. Qty.	Wt. (lbs.)	Cat.
NEW 5624156	4"	7	Red	PL-3 Connection	Grommet	.150	10	0.23	562 (N)
5624150	4"	10	Red	PL-3 Connection	Grommet	.113	10	0.36	562 (N)
5624119	4"	18	Red	PL-3 Connection	Grommet	.208	10	0.40	562 (N)
Part No.	Size	Description					Std. Qty.	Wt. (lbs.)	Cat.
5624050	4"	Black Grommet for use w/5624156, 5624150, 5624119					10	0.15	562 (N)

4" Round Stop/Turn/Tail

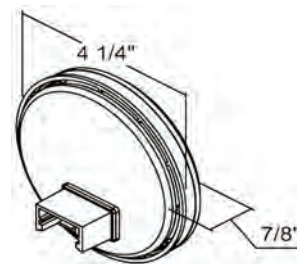


Part No.	Size	LEDs	Lens Color	Connection	Mounting	Amp	Std. Qty.	Wt. (lbs.)	Cat.
5624151	4"	10	Red	AMP-Style Connection	Grommet	.105	10	0.34	562 (N)
Part No.	Size	Description					Std. Qty.	Wt. (lbs.)	Cat.
5624050	4"	Black Grommet for use w/5624151					10	0.15	562 (N)

4" Round Stop/Turn/Tail Light Kit



- Includes plug and grommet



Part No.	Size	LEDs	Lens Color	Connection	Mounting	Amp	Std. Qty.	Wt. (lbs.)	Cat.
5624110	4"	10	Red	PL-3 Connection	Grommet	.113	1	0.70	562 (N)
5624118	4"	18	Red	PL-3 Connection	Grommet	.208	1	0.80	562 (N)

DOT LED Stop, Turn & Tail Lights

6" Oval Stop/Turn/Tail



5626156



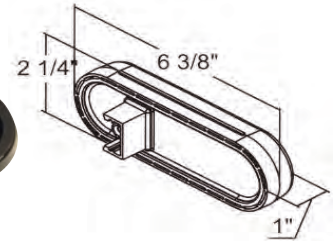
5626156



5626156



5626050

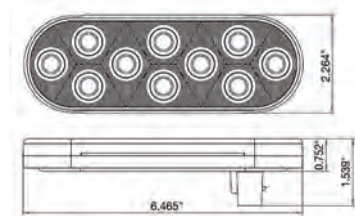


Part No.	Size	LEDs	Lens Color	Connection	Mounting	Amp	Std. Qty.	Wt. (lbs.)	Cat.
NEW 5626156	6"	6	Red	PL-3 Connection	Grommet	.150	10	0.23	562 (N)
5626550	6"	10	Red	PL-3 Connection	Grommet	.129	10	0.36	562 (N)
5626521	6"	20	Red	PL-3 Connection	Grommet	.162	10	0.31	562 (N)
Part No.	Size	Description					Wt. (lbs.)	Cat.	
5626050	6"	Open Back, Flush Mount Grommet					0.18	562 (N)	

6" Oval Stop/Turn/Tail



5626050



Part No.	Size	LEDs	Lens Color	Connection	Mounting	Amp	Std. Qty.	Wt. (lbs.)	Cat.
5626551	6"	10	Red	AMP-Style Connection	Grommet	.112	10	0.29	562 (N)
Part No.	Size	Description					Wt. (lbs.)	Cat.	
5626050	6"	Open Back, Flush Mount Grommet					0.18	562 (N)	

6" Oval Stop/Turn/Tail Light Kit



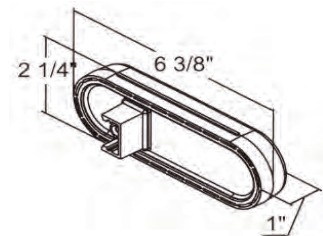
- Includes Plug and Grommet



5626510

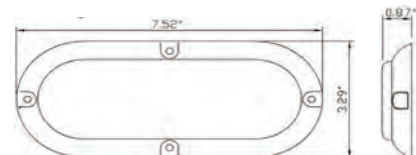


5626520



Part No.	Size	LEDs	Lens Color	Connection	Mounting	Amp	Std. Qty.	Wt. (lbs.)	Cat.
5626510	6"	10	Red	PL-3 Connection	Grommet	0.129	1	0.5	562 (N)
5626520	6"	20	Red	PL-3 Connection	Grommet	0.162	1	0.83	562 (N)

6" Oval Stop/Turn/Tail Surface Mount

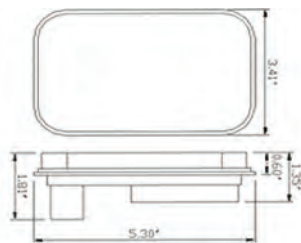


Part No.	Size	LEDs	Lens Color	Connection	Mounting	Amp	Std. Qty.	Wt. (lbs.)	Cat.
5626552	6"	10	Red	Hard Wired w/Stripped Leads & Ring Terminal	Surface	.106	10	0.34	562 (N)

5.33" Rectangular Stop/Turn/Tail Kit



- Includes plug and grommet



Part No.	Size	LEDs	Lens Color	Connection	Mounting	Amp	Std. Qty.	Wt. (lbs.)	Cat.
5625115	5.33"	15	Red	PL-3 Connection	Grommet	.188	1	0.65	562 (N)

5.75" Box Style 3-Stud Stop/Turn/Tail and Back-Up w/Reflex



- 5626738 Includes License Plate Light
- Includes Ground Wire



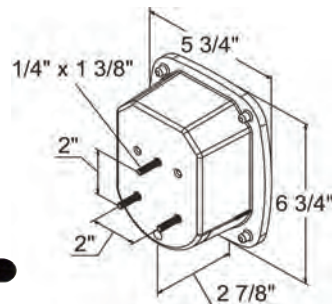
5626734



5626738



5626700

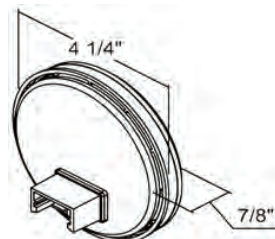


Part No.	Size	LEDs	Lens Color	Connection	Mounting	Amp	Std. Qty.	Wt. (lbs.)	Cat.
5626734	5.75"	34	Red	Hard Wired w/Stripped Leads	Stud	.091	1	1.24	562 (N)
5626738	5.75"	38	Red	Hard Wired w/Stripped Leads	Stud	.091	1	1.24	562 (N)
Part No.	Size	Description						Wt. (lbs.)	Cat.
5626700	5.75"	License Plate Bracket						0.12	562 (N)

4" Round Turn Signal Light Kit



- Includes Plug and Grommet

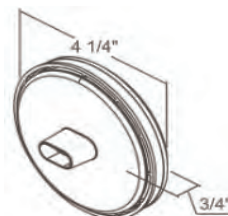


Part No.	Size	LEDs	Lens Color	Connection	Mounting	Amp	Std. Qty.	Wt. (lbs.)	Cat.
5624210	4"	10	Amber	PL-3 Connection	Grommet	.221	1	0.70	562 (N)

4" Round Turn Signal



5624050

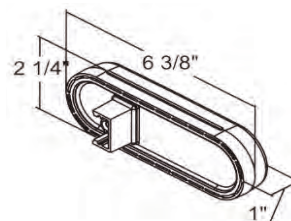


Part No.	Size	LEDs	Lens Color	Connection	Mounting	Amp	Std. Qty.	Wt. (lbs.)	Cat.
5624251	4"	10	Amber	AMP-Style Connection	Grommet	.221	10	0.70	562 (N)
Part No.	Size	Description					Std. Qty.	Wt. (lbs.)	Cat.
5624050	4"	Black Grommet for use w/5624251					10	0.15	562 (N)

6" Oval Turn Signal Light Kit



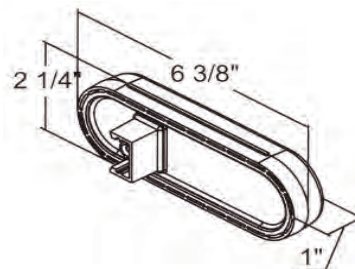
- Includes Plug and Grommet



Part No.	Size	LEDs	Lens Color	Connection	Mounting	Amp	Std. Qty.	Wt. (lbs.)	Cat.
5626210	6"	10	Amber	PL-3 Connection	Grommet	.224	1	0.71	562 (N)

DOT LED Turn Signal and Backup Lights

6" Oval Turn Signal



5626050

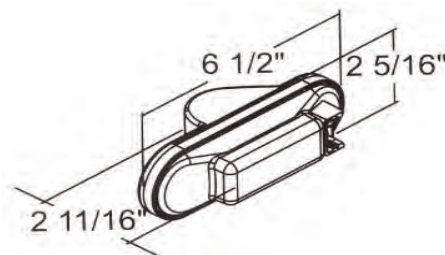
Part No.	Size	LEDs	Lens Color	Connection	Mounting	Amp	Std. Qty.	Wt. (lbs.)	Cat.
5626211	6"	10	Amber	PL-3 Connection	Grommet	.224	10	0.31	562 (N)

Part No.	Size	Description	Wt. (lbs.)	Cat.
5626050	6"	Open Back, Flush Mount Grommet	0.18	562 (N)

6" Oval Mid-Turn Signal-Side Marker Light Kit w/Reflex

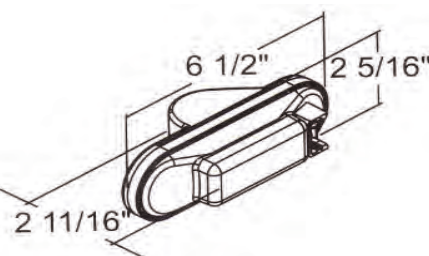


- Includes Plug and Grommet



Part No.	Size	LEDs	Lens Color	Connection	Mounting	Amp	Std. Qty.	Wt. (lbs.)	Cat.
5626209	6"	9	Amber	PL-3 Connection	Grommet	.114	1	0.30	562 (N)

6" Oval Mid-Turn Signal-Side Marker Light w/Reflex



5626050

Part No.	Size	LEDs	Lens Color	Connection	Mounting	Amp	Std. Qty.	Wt. (lbs.)	Cat.
5626208	6"	9	Amber	PL-3 Connection	Grommet	.114	10	0.30	562 (N)

Part No.	Size	Description	Wt. (lbs.)	Cat.
5626050	6"	Open Back, Flush Mount Grommet	0.18	562 (N)

5.33" Rectangular Turn Signal Light Kit



- Includes Plug and Grommet



Part No.	Size	LEDs	Lens Color	Connection	Mounting	Amp	Std. Qty.	Wt. (lbs.)	Cat.
5625215	5.33"	15	Amber	PL-3 Connection	Grommet	.245	1	0.71	562 (N)

4" Round Back-Up Light Kit



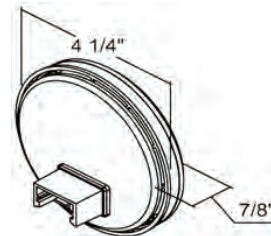
- Includes Plug and Grommet



5624310



5624324



Part No.	Size	LEDs	Lens Color	Connection	Mounting	Amp	Std. Qty.	Wt. (lbs.)	Cat.
5624310	4"	10	Clear	STD PL-2 Connection	Grommet	.213	1	0.70	562 (N)
5624324	4"	24	Clear	STD PL-2 Connection	Grommet	.141	1	0.80	562 (N)

4" Round Back-Up Light



5624356



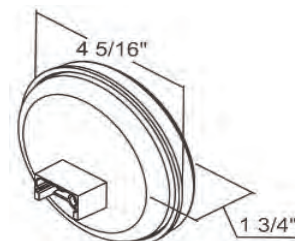
5624350



5624325



5624050



Part No.	Size	LEDs	Lens Color	Connection	Mounting	Amp	Std. Qty.	Wt. (lbs.)	Cat.
NEW 5624356	4"	7	Clear	STD PL-2 Connection	Grommet	.150	10	0.23	562 (N)
5624350	4"	10	Clear	STD PL-2 Connection	Grommet	.213	10	0.36	562 (N)
5624325	4"	24	Clear	STD PL-2 Connection	Grommet	.141	10	0.42	562 (N)

Part No.	Size	Description	Wt. (lbs.)	Cat.
5624050	4"	Flush Mount Grommet	0.15	562 (N)

6" Oval Back-Up Light Kit



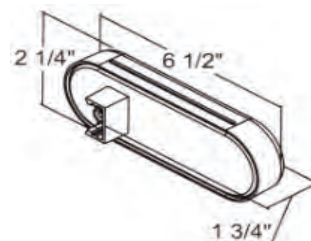
- Includes Plug and Grommet



5626310



5626324



Part No.	Size	LEDs	Lens Color	Connection	Mounting	Amp	Std. Qty.	Wt. (lbs.)	Cat.
5626310	6"	10	Clear	STD PL-2 Connection	Grommet	.218	1	0.70	562 (N)
5626324	6"	24	Clear	STD PL-2 Connection	Grommet	.138	1	0.86	562 (N)

6" Oval Back-Up Light



5626356



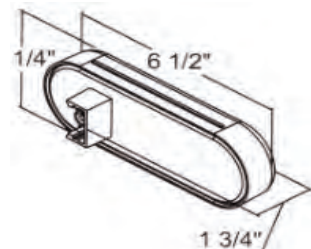
5626325



5626311



5626050



Part No.	Size	LEDs	Lens Color	Connection	Mounting	Amp	Std. Qty.	Wt. (lbs.)	Cat.
NEW 5626356	6"	6	Clear	STD PL-2 Connection	Grommet	.150	10	0.23	562 (N)
5626311	6"	10	Clear	STD PL-2 Connection	Grommet	.138	10	0.38	562 (N)
5626325	6"	24	Clear	STD PL-2 Connection	Grommet	.218	10	0.43	562 (N)

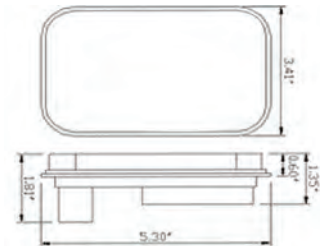
Part No.	Size	Description	Wt. (lbs.)	Cat.
5626050	6"	Open Back, Flush Mount Grommet	0.18	562 (N)

Backup & License Plate Lights

5.33" Rectangular Back-up Light Kit

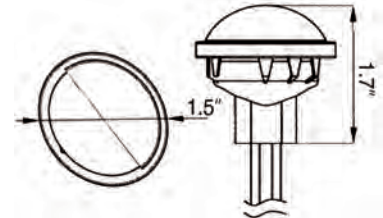


- Includes Plug and Grommet



Part No.	Size	LEDs	Lens Color	Connection	Mounting	Amp	Std. Qty.	Wt. (lbs.)	Cat.
5625332	5.33"	32	Clear	STD PL-2 Connection	Grommet	.301	1	0.55	562 (N)

1.5" Round License/Utility



Part No.	Size	LEDs	Lens Color	Connection	Mounting	Amp	Std. Qty.	Wt. (lbs.)	Cat.
5621534	1.5"	4	Clear	Hard Wired w/Stripped Leads	Snap In	.030	1	0.10	562 (N)

Two lights needed to meet DOT requirements

2" License/Utility Light



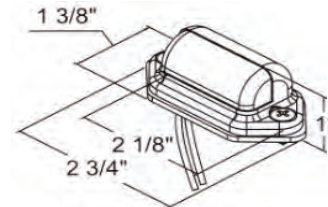
5622032/5622132



5622130



5622133

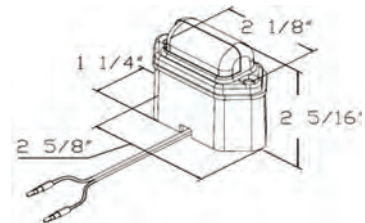


Part No.	Size	LEDs	Housing Color	Connection	Mounting	Amp	Std. Qty.	Wt. (lbs.)	Cat.
5622032*	2"	2	Chrome	Hard Wired w/Stripped Leads	Surface	.047	1	0.07	562 (N)
5622130	2"	2	Black	Hard Wired w/Stripped Leads	Surface	.047	10	0.07	562 (N)
5622132	2"	2	Chrome	Hard Wired w/Stripped Leads	Surface	.047	10	0.07	562 (N)
5622133	2"	2	Chrome	Hard Wired w/180 Male Bullets	Surface	.047	10	0.08	562 (N)

Only 5622032 is Retail Packaged, 5622130, 5622132 and 5622133 are Bulk Purchase

Two lights needed to meet DOT requirements

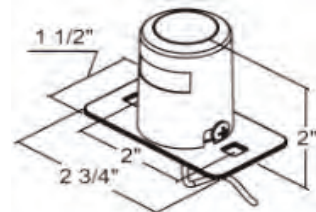
2" License Plate Light Kit



Part No.	Size	LEDs	Housing Color	Connection	Mounting	Amp	Std. Qty.	Wt. (lbs.)	Cat.
5622134	2"	2	Clear	Hard Wired w/.180 Male Bullets	Surface	.047	10	0.13	562 (N)

One light needed to meet DOT requirements

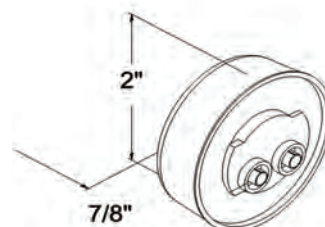
2.75" License Plate Light



Part No.	Size	LEDs	Housing Color	Connection	Mounting	Amp	Std. Qty.	Wt. (lbs.)	Cat.
5622754	2.75"	2	Clear	Hard Wired w/Stripped Leads	Surface	.086	10	0.17	562 (N)

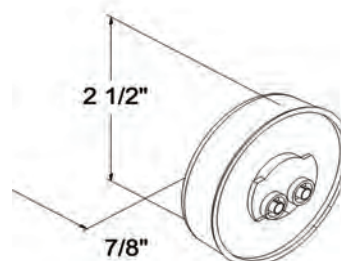
Two lights needed to meet DOT requirements

2" Marker Light



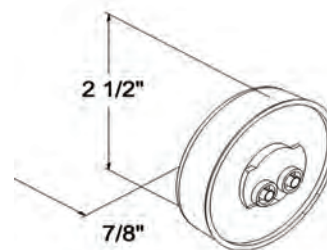
Part No.	Size	Lens Color	Connection	Mounting	Amp	Std. Qty.	Wt. (lbs.)	Cat.
5652001	2"	Red	PL-10 Connection	Grommet	0.33	10	0.04	562 (N)
5652002	2"	Amber	PL-10 Connection	Grommet	0.33	10	0.04	562 (N)

2.5" Marker Light



Part No.	Size	Lens Color	Connection	Mounting	Amp	Std. Qty.	Wt. (lbs.)	Cat.
5652501	2.5"	Red	PL-10 Connection	Grommet	0.33	10	0.06	562 (N)
5652502	2.5"	Amber	PL-10 Connection	Grommet	0.33	10	0.06	562 (N)

2.5" Marker Light w/Reflex

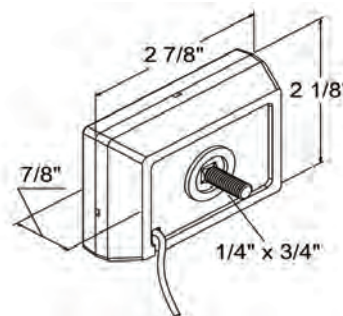


Part No.	Size	Lens Color	Connection	Mounting	Amp	Std. Qty.	Wt. (lbs.)	Cat.
5652511	2.5"	Red	PL-10 Connection	Grommet	0.33	10	0.06	562 (N)
5652512	2.5"	Amber	PL-10 Connection	Grommet	0.33	10	0.06	562 (N)

2.875" Rectangular Marker Light w/Reflex



- Grounds through stud

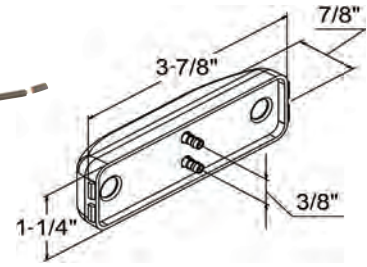


Part No.	Size	Lens Color	Connection	Mounting	Amp	Std. Qty.	Wt. (lbs.)	Cat.
5652720	2.875"	Amber	Hard Wired w/Stripped Leads	Stud	0.33	10	0.10	562 (N)

DOT Incandescent Marker - Stop, Turn, Tail Lights

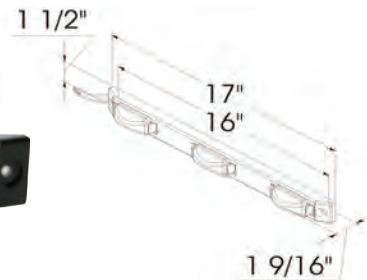
LIGHTS - DOT

3.75" Marker Light



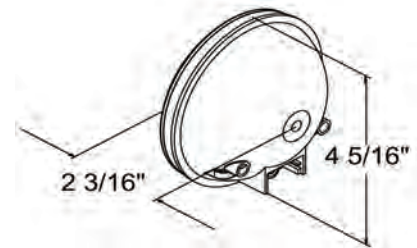
Part No.	Size	Lens Color	Connection	Mounting	Amp	Std. Qty.	Wt. (lbs.)	Cat.
5653701	3.75"	Red	Male Barrel Terminals	Surface	0.33	10	0.06	562 (N)
5653702	3.75"	Amber	Male Barrel Terminals	Surface	0.33	10	0.06	562 (N)
Part No.	Size	Description					Wt. (lbs.)	Cat.
5623750	3.75"	Black Mounting Bracket Includes Stripped Lead					0.06	562 (N)

17" ID Bar



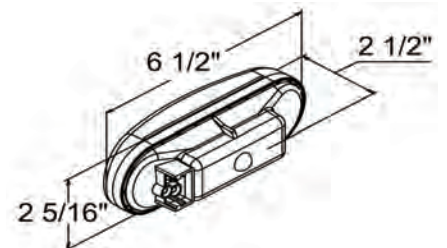

Part No.	Size	Lens Color	Connection	Mounting	Amp	Std. Qty.	Wt. (lbs.)	Cat.
5651700	17"	Red	Hard Wired w/Stripped Lead and Ring Terminal	Surface	0.33	10	0.34	562 (N)

4" Round Stop/Turn/Tail Light



Part No.	Size	Lens Color	Connection	Mounting	Amp	Std. Qty.	Wt. (lbs.)	Cat.
5654100	4"	Red	PL-3 Connection	PL-3	2.1/0.49	10	0.23	562 (N)

6" Oval Stop, Turn, Tail

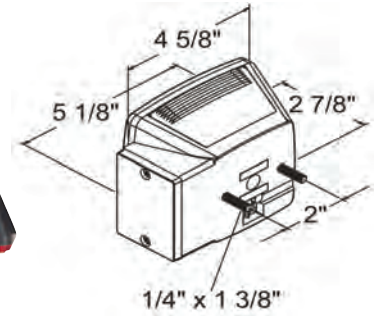


Part No.	Size	Lens Color	Connection	Mounting	Amp	Std. Qty.	Wt. (lbs.)	Cat.
5656100	6"	Red	PL-3 Connection	Grommet	2.1/0.59	10	0.29	562 (N)

5" Box-Style Stop/Turn/Tail w/License Light (Under 80")



- Grounds through mounting stud
- 5655001 includes license light
- Includes Reflector

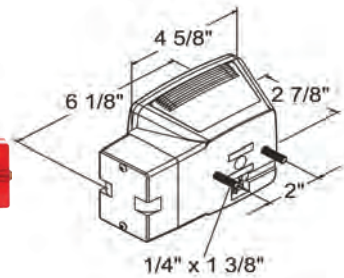


Part No.	Size	Lens Color	Connection	Mounting	Amp	Std. Qty.	Wt. (lbs.)	Cat.
5655000	5"	Red	Push-in Connections	Stud	2.1	10	0.52	562 (N)
5655001	5"	Red	Push-in Connections	Stud	2.1	10	0.47	562 (N)

5" Box-Style Stop/Turn/Tail w/License Light (Over 80")

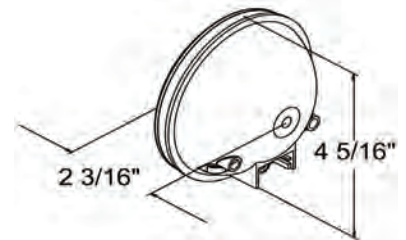


- Grounds through mounting stud
- 5655101 includes license light
- Includes Reflector



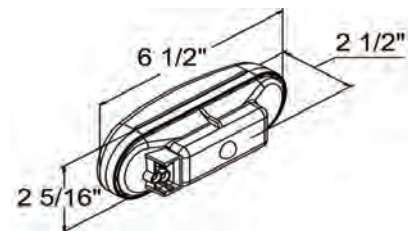
Part No.	Size	Lens Color	Connection	Mounting	Amp	Std. Qty.	Wt. (lbs.)	Cat.
5655100	5"	Red	Push-in Connections	Stud	2.1	10	0.50	562 (N)
5655101	5"	Red	Push-in Connections	Stud	2.1	10	0.52	562 (N)

4" Round Backup Light



Part No.	Size	Lens Color	Connection	Mounting	Amp	Std. Qty.	Wt. (lbs.)	Cat.
5654300	4"	Clear	STD PL-2 Connection	Grommet	2.1	10	0.23	562 (N)

6" Oval Back-Up Light



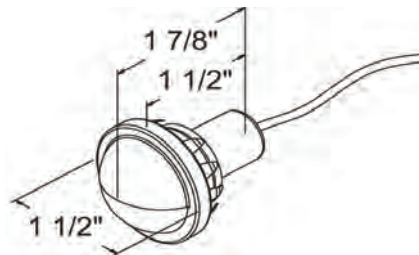
Part No.	Size	Lens Color	Connection	Mounting	Amp	Std. Qty.	Wt. (lbs.)	Cat.
5656300	6"	Clear	STD PL-2 Connection	Grommet	2.1	10	0.29	562 (N)

Incandescent License Plate Lights

1.5" Round Clear/Chrome License/Utility Light

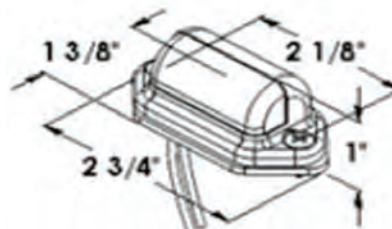


- Self Grounding



Part No.	Size	Lens Color	Connection	Mounting	Amp	Std. Qty.	Wt. (lbs.)	Cat.
5651530	1.5"	Clear	Hard Wired w/Stripped Leads	Snap-in	0.59	10	0.07	889 (N)

2" Rectangular Chrome License/Utility Light

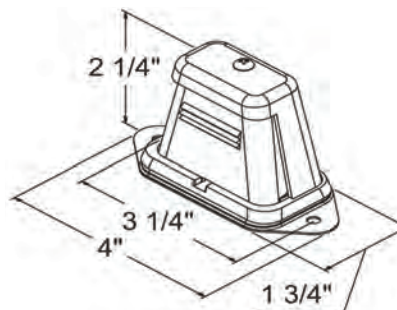


Part No.	Size	Lens Color	Connection	Mounting	Amp	Std. Qty.	Wt. (lbs.)	Cat.
5652030	2"	Clear	Hard Wired w/Stripped Leads	Surface	0.33	10	0.07	889 (N)

2-5/8" Clear/Chrome License Light



- Self Grounding



Part No.	Size	Lens Color	Connection	Mounting	Amp	Std. Qty.	Wt. (lbs.)	Cat.
5652630	2.625"	Clear	Hard Wired w/Stripped Lead	Surface	0.33	10	0.16	889 (N)

2-3/8" Clear License Light and Optional Bracket



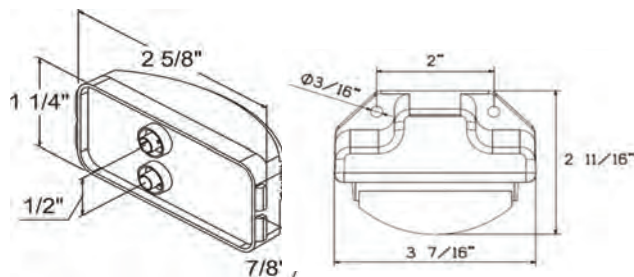
- Uses 5653376 Bracket



5653375



5653376




Part No.	Size	Lens Color	Connection	Mounting	Amp	Std. Qty.	Wt. (lbs.)	Cat.
5653375	2.375"	Clear	PL-10 Connection	Bracket	0.33	10	0.04	889 (N)
Part No.	Description					Std. Qty.	Wt. (lbs.)	Cat.
5653376	Bracket for 2.375" License Light, for use w/5653375					10	0.11	889 (N)

DOT Light Plugs



- 25 Watt rating



5621010




5621012

Part No.	Description	Std. Qty.	Wt. (lbs.)	Cat.
5621010	LED Turn Signal Equalizer w/Right Angle PL-3 Plug and Stripped Leads	1	0.12	889 (N)
5621012	LED Turn Signal Equalizer w/Right Angle PL-3 Plug and Straight Female PL-3 Plug	1	0.15	889 (N)

DOT Light Plugs



5620250



5620350



5620351



5620352



5620354




5620355

Part No.	Description	Std. Qty.	Wt. (lbs.)	Cat.
5620250	2-Pin In-Line Male PL-10 Plug w/Stripped Power Wire and #10 Ring on Ground	1	0.03	889 (N)
5620350	3-Pin Right Angle Male PL-3 Plug w/Stripped Leads and #10 Ring on Ground	1	0.03	889 (N)
5620351	3-Wire AMP-Style Plug, 3-Pin Straight Female PL-3 Plug	1	0.07	889 (N)
5620352	3-Wire AMP-Style Plug, w/Stripped Leads and #10 Ring on Ground	1	0.03	889 (N)
5620354	3-Wire AMP-Style Plug, w/3-Pin Right Angle Male PL-3 Plug	1	0.06	889 (N)
5620355	3-Wire, 3-Pin Straight Male PL-3 Plug w/Stripped Leads and #10 Ring on Ground	1	0.05	889 (N)

DOT Reflectors



5623316



5623317



5623000



5623001




5623520



5623521

Part No.	Description	Std. Qty.	Wt. (lbs.)	Cat.
5623316	3-3/16" Round, Bolt-on, Red	10	0.50	889 (N)
5623317	3-3/16" Round, Bolt-on, Amber	10	0.50	889 (N)
5623000	3" Round, Stick-on, Red 100 per Role	1 Roll	0.55	889 (N)
5623001	3" Round, Stick-on, Amber 100 per Role	1 Roll	0.55	889 (N)
5623520	3-1/2" Rectangular, Stick-on, Red 500 per Role	1 Roll	2.20	889 (N)
5623521	3-1/2" Rectangular, Stick-on, Amber 500 per Role	1 Roll	2.20	889 (N)

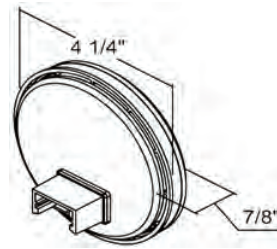
Conspicuity Tape






Part No.	Description	Std. Qty.	Wt. (lbs.)	Cat.
CT150RW	DOT Conspicuity Tape, 150' Roll, 11" Red, 7" White	1	1.5	889 (N)

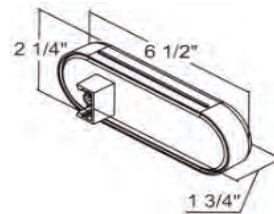
LED Recessed Strobes



4" Round Warning Light



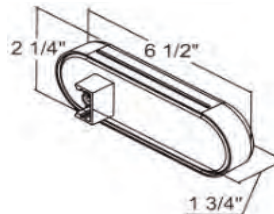
	Part No.	Size	LEDs	Color	Amp	Flash Patterns	Housing	Wt. (lbs.)	Cat.
	SL40AR	4"	24	Amber	0.50	Six Flash	Plastic	0.40	889 (N)
	SL40CR	4"	24	Clear	0.50	Six Flash	Plastic	0.40	889 (N)
	SL41AR	4"	24	Amber	0.50	Quad Flash, Alternating and Synchronized Functions	Plastic	0.40	889 (N)




6" Oval Warning Light



	Part No.	Size	LEDs	Color	Amp	Flash Patterns	Housing	Wt. (lbs.)	Cat.
	SL65AO	6"	24	Amber	0.50	Six Flash	Plastic	0.70	889 (N)
	SL65CO	6"	24	Clear	0.50	Six Flash	Plastic	0.70	889 (N)

6" Oval Warning Light



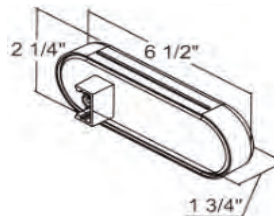
	Part No.	Size	LEDs	Color	Amp	Flash Patterns	Housing	Wt. (lbs.)	Cat.
	SL66AC*	6"	24	Amber/Clear	0.50	Quad Flash, Alternating and Synchronized Functions	Plastic	0.70	889 (N)
	SL66AG*	6"	24	Amber/Green	0.50	Quad Flash, Alternating and Synchronized Functions	Plastic	0.70	889 (N)
	SL66AO	6"	24	Amber	0.50	Quad Flash, Alternating and Synchronized Functions	Plastic	0.70	889 (N)

* These color combinations are not SAE J595 Class 2

6" Oval Warning Light



• Available Q3 2017



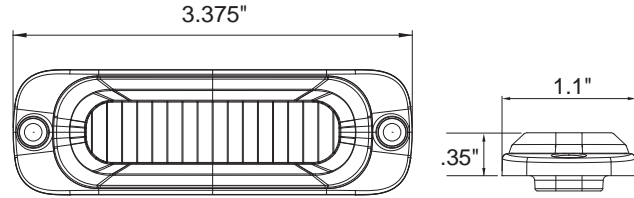
	Part No.	Size	LEDs	Color	Amp	Flash Patterns	Housing	Wt. (lbs.)	Cat.
	SL67AO	6"	19	Amber	2.0	Quad Flash, Alternating Function	Plastic	0.70	889 (N)

* This strobe is only SAE J595 Class 1 rated if mounted in a horizontal position

3.375" Thin Mount Horizontal Strobe



Shown with optional bezel



Low Profile

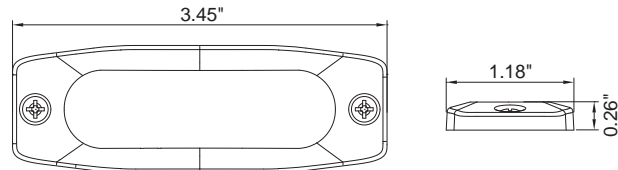
	Part No.	Size	LEDs	Color	Amp	Flash Patterns	Housing	Wt. (lbs.)	Cat.	
	8892300	3.375"	3	Amber	0.24	12	Aluminum	0.11	889 (N)	
	8892301	3.375"	3	Clear	0.24	12	Aluminum	0.11	889 (N)	
	8892303	3.375"	3	Red	0.24	12	Aluminum	0.11	889 (N)	
	8892304	3.375"	3	Blue	0.24	12	Aluminum	0.11	889 (N)	
	8892320	Chrome Bezel for 3-LED Thin Mount Strobe							0.11	889 (N)
	8892321	White Bezel for 3-LED Thin Mount Strobe							0.11	889 (N)
	8892325	Black, 90 Degree Mounting Bracket							0.04	889 (N)

Strobes must be mounted in horizontal position to achieve Class 1 rating

3.4" Ultra-Thin Strobe



- Includes 3M™ Self Adhesive Tape



	Part No.	Size	LEDs	Color	Amp	Flash Patterns	Housing	Wt. (lbs.)	Cat	
	8892230	3.5"	3	Amber	0.5	12	Aluminum	0.08	889 (N)	
	8892231	3.5"	3	Clear	0.5	12	Aluminum	0.08	889 (N)	
	8892233	3.5"	3	Red	0.5	12	Aluminum	0.08	889 (N)	
	8892234	3.5"	3	Blue	0.5	12	Aluminum	0.08	889 (N)	
	8892239*	3.5"	3	Green	0.5	12	Aluminum	0.08	889 (N)	
	8892232	Black, 90 Degree Mounting Bracket (Available Q2 2017)							0.04	889 (N)

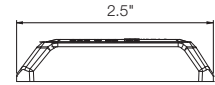
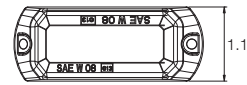
*8892239 is not CA13 or SAE J595 Class 1

LED Surface Mount Strobes

2.5" Multi-Mount Strobe

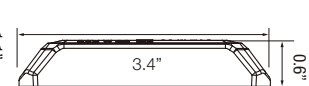


- Multi-mount included



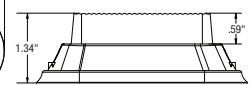
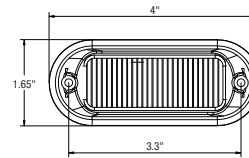
Part No.	Size	LEDs	Color	Amp	Flash Patterns	Housing	Wt. (lbs.)	Cat.
8891403	2.5"	3	Amber	0.22	12	Aluminum	0.33	889 (N)
8891404	2.5"	3	Clear	0.22	12	Aluminum	0.33	889 (N)

3.4" Strobe



Part No.	Size	LEDs	Color	Amp	Flash Patterns	Housing	Wt. (lbs.)	Cat.
8891400	3.4"	3	Amber	0.22	12	Aluminum	0.17	889 (N)
8891401	3.4"	3	Clear	0.22	12	Aluminum	0.17	889 (N)
Part No.	Description						Wt. (lbs.)	Cat.
8891402	Black, 90 Degree Mounting Bracket for 8891400 and 8891401						0.08	889 (N)
8891405	Black Grommet for Recessed Mounting						0.038	889 (N)

4" Strobe



Part No.	Size	LEDs	Color	Amp	Flash Patterns	Housing	Wt. (lbs.)	Cat.
8891120	4"	3	Amber	0.3	19	Plastic	0.20	889 (N)
8891121	4"	3	Clear	0.3	19	Plastic	0.20	889 (N)
Part No.	Description						Wt. (lbs.)	Cat.
8891135	Black, 90 Degree Mounting Bracket for 8891120 and 8891121 (Available Q3 2017)						0.08	889 (N)



5" Narrow Profile Strobe



- Mounts in between pick-up bumpers and tailgates
- Fits narrow grill spacing
- Includes mounting hardware
- See buyersproducts.com for mounting options



Side View



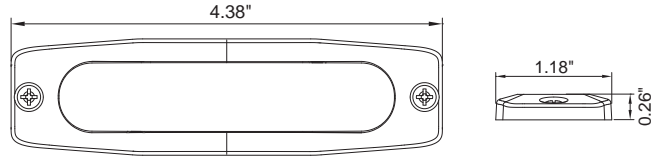
Part No.	Size	LEDs	Color	Amp	Flash Patterns	Housing	Wt. (lbs.)	Cat.
8892700	5"	3	Amber	0.74	12	Aluminum	0.29	889 (N)
8892701	5"	3	Clear	0.74	12	Aluminum	0.29	889 (N)
8892703	5"	3	Red	0.74	12	Aluminum	0.29	889 (N)
8892704	5"	3	Blue	0.74	12	Aluminum	0.29	889 (N)
8892709*	5"	3	Green	0.74	12	Aluminum	0.29	889 (N)

*8892709 is not CA13 or SAE J595 Class 1

4.4" Ultra-Thin Strobe



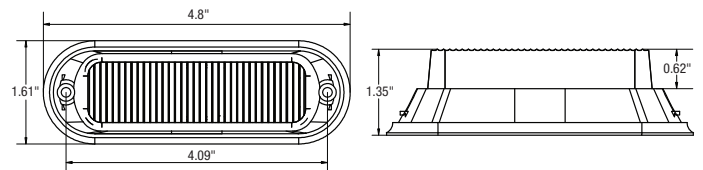
- Includes 3M™ Self Adhesive Tape



	Part No.	Size	LEDs	Color	Amp	Flash Patterns	Housing	Wt. (lbs.)	Cat.
	8892240	4.4"	4	Amber	0.65	23	Aluminum	0.10	889 (N)
	8892241	4.4"	4	Clear	0.65	23	Aluminum	0.10	889 (N)
	8892242*	4.4"	4	Amber/Clear	0.65	23	Aluminum	0.10	889 (N)
	8892243	4.4"	4	Red	0.65	23	Aluminum	0.10	889 (N)
	8892244	4.4"	4	Blue	0.65	23	Aluminum	0.10	889 (N)
	8892245*	4.4"	4	Red/Blue	0.65	23	Aluminum	0.10	889 (N)
	8892246*	4.4"	4	Amber/Red	0.65	23	Aluminum	0.10	889 (N)
	8892247*	4.4"	4	Clear/Red	0.65	23	Aluminum	0.10	889 (N)
	8892248*	4.4"	4	Amber/Blue	0.65	23	Aluminum	0.10	889 (N)
	8892249*	4.4"	4	Green	0.65	23	Aluminum	0.10	889 (N)
	8892250*	4.4"	4	Amber/Green	0.65	23	Aluminum	0.10	889 (N)
	8892255	Black, 90 Degree Mounting Bracket (Available Q2 2017)						0.04	889 (N)

* These color combinations are not CA13 or SAE J595 Class 1

4.875" Strobe

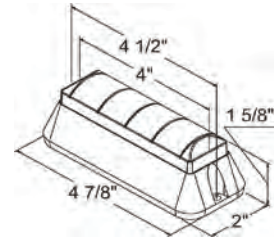


	Part No.	Size	LEDs	Color	Amp	Flash Patterns	Housing	Wt. (lbs.)	Cat.
	8891130	4.875"	4	Amber	0.4	19	Plastic	0.24	889 (N)
	8891131	4.875"	4	Clear	0.4	19	Plastic	0.24	889 (N)
	8891132*	4.875"	4	Amber/Clear	0.4	19	Plastic	0.24	889 (N)
	8891135	Black, 90 Degree Mounting Bracket (Available Q3 2017)						0.04	889 (N)

* 8891132 is not SAE J595 Class 1

LED Surface Mount Strobes

4.875" Rectangular Strobe

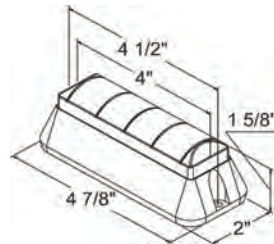


Part No.	Size	LEDs	Color	Amp	Flash Patten	Housing	Wt. (lbs.)	Cat.
8891004	4-7/8"	4	Amber	0.54	1	Aluminum	0.60	889 (N)
8891006	4-7/8"	4	Clear	0.54	1	Aluminum	0.60	889 (N)
8891008	4-7/8"	4	Red	0.54	1	Aluminum	0.60	889 (N)
8891009	4-7/8"	4	Blue	0.54	1	Aluminum	0.60	889 (N)
Part No.	Description						Wt. (lbs.)	Cat.
8891007	Aluminum, 90 Degree Mounting Bracket						0.16	889 (N)

4.875" Rectangular Strobe



- Synchronizable



Part No.	Size	LEDs	Color	Amp	Flash Patterns	Housing	Wt. (lbs.)	Cat.
8891104	4-7/8"	4	Amber	0.54	19	Aluminum	0.60	889 (N)
8891105*	4-7/8"	4	Amber/Clear	0.54	19	Aluminum	0.60	889 (N)
Part No.	Description						Wt. (lbs.)	Cat.
8891007	Aluminum, 90 Degree Mounting Bracket						0.16	889 (N)

*8891105 is not SAE J595 Class 2

2.25" Stick-on Rectangular Strobe



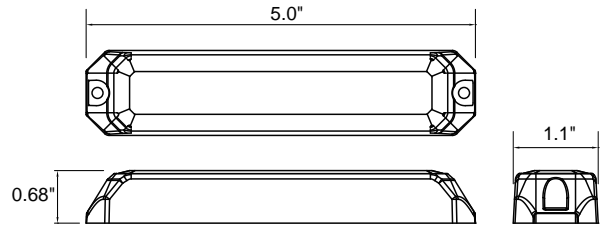
- Synchronize up to 6 lights



Low Profile

Part No.	Size	LEDs	Color	Amp	Flash Pattern	Housing	Wt. (lbs.)	Cat.
8892500	2.25"	6	Amber	0.30	1	Plastic	0.09	889 (N)
8892501	2.25"	6	Clear	0.30	1	Plastic	0.09	889 (N)

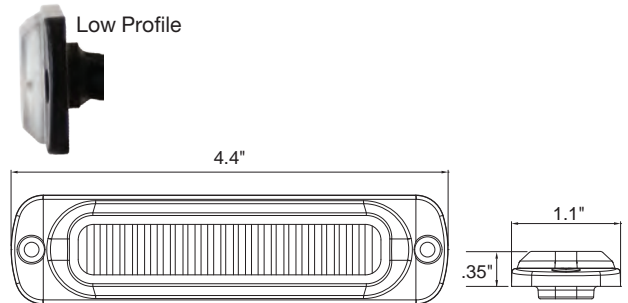
5" Strobe



	Part No.	Size	LEDs	Color	Amp	Flash Patterns	Housing	Wt. (lbs.)	Cat.
	8891500	5"	6	Amber	1.1	19	Aluminum	0.25	889 (N)
	8891501	5"	6	Clear	1.1	19	Aluminum	0.25	889 (N)
	8891502*	5"	6	Amber/Clear	1.1	19	Aluminum	0.25	889 (N)
	Part No.	Description						Wt. (lbs.)	Cat.
	8891505	Grommet						0.25	889 (N)
	8891506	Black, 90 Degree Mounting Bracket						0.16	889 (N)

*8891502 is not CA13 or SAE J595 Class 1

4.4" Thin Mount Horizontal Strobe



	Part No.	Size	LEDs	Color	Amp	Flash Patterns	Housing	Wt. (lbs.)	Cat.
	8891900	4.4"	6	Amber	1.0	19	Aluminum	0.09	889 (N)
	8891901	4.4"	6	Clear	1.0	19	Aluminum	0.09	889 (N)
	8891902*	4.4"	6	Amber/Clear	1.0	19	Aluminum	0.09	889 (N)
	8891903	4.4"	6	Red	1.0	19	Aluminum	0.09	889 (N)
	8891904	4.4"	6	Blue	1.0	19	Aluminum	0.09	889 (N)

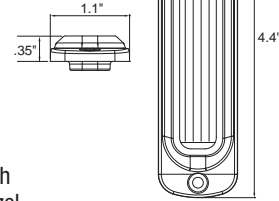
Strobes must be mounted in horizontal orientation to achieve Class 1 rating

*8891902 is not is not SAE J595 Class 1

	Part No.	Description						Wt. (lbs.)	Cat.
	8891920	Chrome bezel for thin mount LED Lights						0.02	889 (N)
	8891921	White PVC bezel for thin mount LED lights						0.03	889 (N)
	8891925	Black, 90 Degree Mounting Bracket						0.06	889 (N)

LED Surface Mount Strobes

4.4" Thin Mount Vertical Strobe



Shown with optional bezel

Part No.	Size	LEDs	Color	Amp	Flash Patterns	Housing	Wt. (lbs.)	Cat.
8891910	4.4"	6	Amber	1.0	19	Aluminum	0.09	889 (N)
8891911	4.4"	6	Clear	1.0	19	Aluminum	0.09	889 (N)
8891912*	4.4"	6	Amber/Clear	1.0	19	Aluminum	0.09	889 (N)
8891913	4.4"	6	Red	1.0	19	Aluminum	0.09	889 (N)
8891914	4.4"	6	Blue	1.0	19	Aluminum	0.09	889 (N)

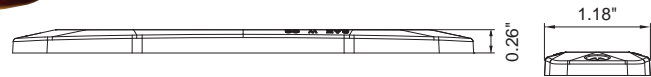
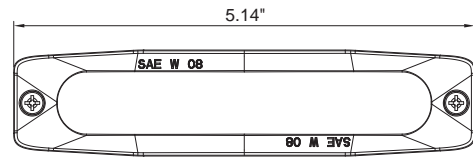
Strobes must be mounted in vertical orientation to achieve Class 1 rating
 * 8891912 is not SAE Class 1

Part No.	Description	Wt. (lbs.)	Cat.
8891920	Chrome Bezel for Thin Mount LED Lights	0.02	889 (N)
8891921	White PVC Bezel for Thin Mount LED Lights	0.03	889 (N)
8891925	Aluminum, 90 Degree Mounting Bracket	0.06	889 (N)

5.14" Ultra-Thin Mount Strobe



• Includes 3M™ Self Adhesive Tape

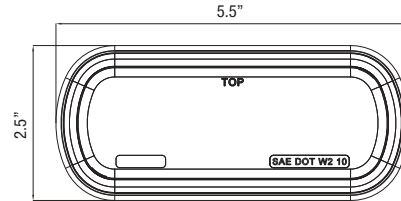


Part No.	Size	LEDs	Color	Amp	Flash Patterns	Housing	Wt. (lbs.)	Cat.
8892200	5.14"	6	Amber	1.0	23	Aluminum	0.09	889 (N)
8892201	5.14"	6	Clear	1.0	23	Aluminum	0.09	889 (N)
8892202*	5.14"	6	Amber/Clear	1.0	23	Aluminum	0.09	889 (N)
8892203	5.14"	6	Red	1.0	23	Aluminum	0.09	889 (N)
8892204	5.14"	6	Blue	1.0	23	Aluminum	0.09	889 (N)
8892205*	5.14"	6	Red/Blue	1.0	23	Aluminum	0.09	889 (N)
8892206*	5.14"	6	Amber/Red	1.0	23	Aluminum	0.09	889 (N)
8892207*	5.14"	6	Clear/Red	1.0	23	Aluminum	0.09	889 (N)
8892208*	5.14"	6	Amber/Blue	1.0	23	Aluminum	0.09	889 (N)
8892209*	5.14"	6	Green	1.0	23	Aluminum	0.09	889 (N)
8892210*	5.14"	6	Amber/Green	1.0	23	Aluminum	0.09	889 (N)

Part No.	Description	Wt. (lbs.)	Cat.
8892225	Black Mounting Bracket for Ultra-Thin Mount LED Lights	0.07	889 (N)

*These color combinations are not CA13 or SAE J595 Class 1

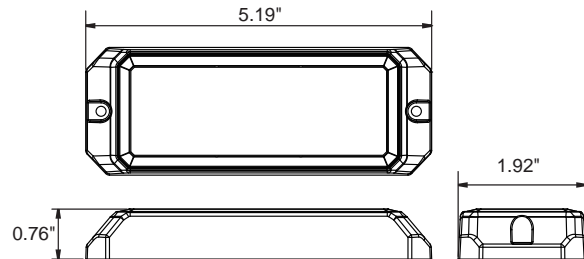
5.5" Rectangular Strobe



	Part No.	Size	LEDs	Color	Amp	Flash Patterns	Housing	Wt. (lbs.)	Cat.	
	8891600	5.5"	12	Amber	1.0	12	Plastic	0.42	889 (N)	
	8891602*	5.5"	12	Amber/Clear	1.0	12	Plastic	0.42	889 (N)	
	Part No.	Description							Wt. (lbs.)	Cat.
	8891605	Aluminum, 90 Degree Mounting Bracket							0.16	889 (N)

*8891602 is not CA13 or SAE J595 Class 1

5.19" Rectangular Strobe

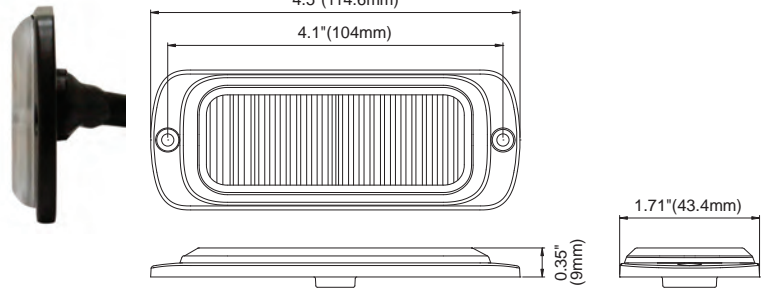



	Part No.	Size	LEDs	Color	Amp	Flash Patterns	Housing	Wt. (lbs.)	Cat.	
	8891700	5.19"	12	Amber	2.2	25	Aluminum	0.42	889 (N)	
	8891701	5.19"	12	Clear	2.2	25	Aluminum	0.42	889 (N)	
	8891702*	5.19"	12	Amber/Clear	2.2	25	Aluminum	0.42	889 (N)	
	8891703	5.19"	12	Red	2.2	25	Aluminum	0.42	889 (N)	
	8891704	5.19"	12	Blue	2.2	25	Aluminum	0.42	889 (N)	
	8891707*	5.19"	12	Blue/Red	2.2	25	Aluminum	0.42	889 (N)	
	8891709*	5.19"	12	Amber/Green	2.2	25	Aluminum	0.42	889 (N)	
	Part No.	Description							Wt. (lbs.)	Cat.
	8891705	Recessed Mount, Black Grommet for 8891701 & 8891702							0.12	889 (N)
	8891706	Black, 90 Degree Mounting Bracket							0.70	889 (N)

*These color combinations are not CA13 or SAE J595 Class 1

LED Surface Mount Strobes

5.19" Thin Mount Rectangular Strobe

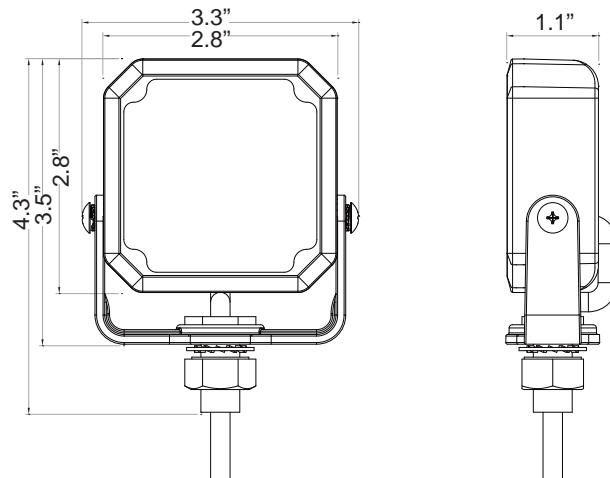


	Part No.	Size	LEDs	Color	Amp	Flash Patterns	Housing	Wt. (lbs.)	Cat.
	8892600	4.5"	12	Amber	0.78	25	Aluminum	0.21	889 (N)
	8892601	4.5"	12	Clear	0.78	25	Aluminum	0.21	889 (N)
	8892602*	4.5"	12	Amber/Clear	0.78	25	Aluminum	0.21	889 (N)
	Part No.	Description						Wt. (lbs.)	Cat.
NEW	8892620	Chrome Bezel for Thin Mount Rectangular Strobes						0.04	889 (N)

Strobes must be mounted in horizontal orientation to achieve Class 1 rating

**8892602 is not J595 Class 1*

2.85" Post Mount Strobe

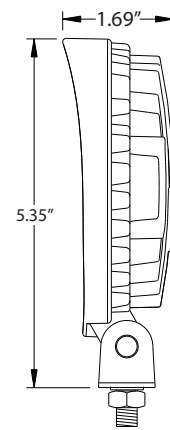
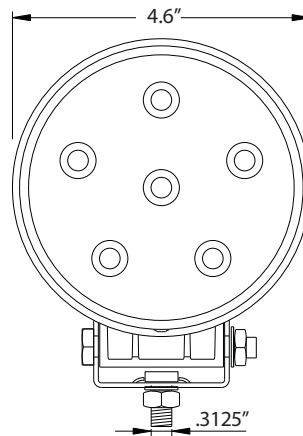


	Part No.	Size	LEDs	Color	Amp	Flash Patterns	Housing	Wt. (lbs.)	Cat.
	8891800	2.85"	4	Amber	.55	19	Aluminum	0.65	889 (N)
	8891801*	2.85"	4	Clear	.55	19	Aluminum	0.65	889 (N)
	8891802**	2.85"	4	Amber/Clear	.55	19	Aluminum	0.65	889 (N)
	8891803	2.85"	4	Red	.55	19	Aluminum	0.65	889 (N)
	8891804	2.85"	4	Blue	.55	19	Aluminum	0.65	889 (N)

** Alternate "Steady ON" Pattern Provides Floodlight Feature*

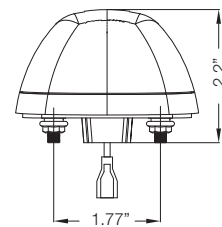
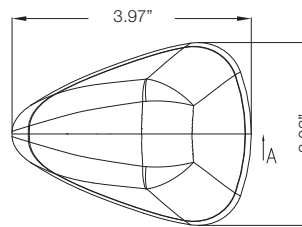
***8891802 is not J595 Class 1*

4.6" Round Post Mount Strobe






Part No.	Size	LEDs	Color	Amp	Flash Pattern	Housing	Wt. (lbs.)	Cat.
8891015	4"	6	Amber	1.5	1	Aluminum	1.20	889 (N)

Surface Mount Strobe/Marker Lights



- Set of 5 includes adapter harness and flasher.

Part No.	LEDs	Lens Color	Amp	Flash Patterns	Specifications	Wt. (lbs.)	Cat.
 8892000 (Set of 5)	9 Amber per light	Amber	.36	13	For 2008-2016 F-250 to F-750	2.30	889 (N)
 8892001 (Set of 5)	9 Amber per light	Clear	.36	13	For 2008-2016 F-250 to F-750	2.30	889 (N)
 8892002 (Set of 5)	9 Amber per light	Smoke	.36	13	For 2008-2016 F-250 to F-750	2.30	889 (N)

LED Recessed & Hidden Strobes

Bolt-On Hidden Strobe Kits with In-Line Flash Module



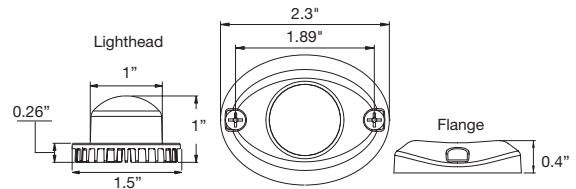
- 2 lighthoods per kit

Part No.	Size	LEDs	Color	Amp	Flash Patterns	Housing	Wt. (lbs.)	Cat.
8891215	15'	6	Clear	1.3	19	Aluminum	1.25	889 (N)
8891225	25'	6	Clear	1.3	19	Aluminum	1.60	889 (N)
8891216	15'	6	Amber	1.3	19	Aluminum	1.25	889 (N)
8891226	25'	6	Amber	1.3	19	Aluminum	1.60	889 (N)
8891227	25'	6	Amber/Clear	1.3	19	Aluminum	1.60	889 (N)

Note: Up to six 8891215-8891327 can be combined for synchronized or alternating flash patterns.



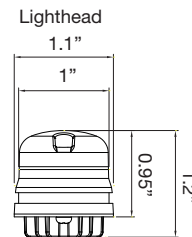
Part No.	Description
8891200	1 Pair, Chrome, Surface Mount Bezels for Bolt-On Hidden Strobes
8891201	1 Pair, Black, Surface Mount for Bezels Bolt-On Hidden Strobes (Included w/8892400, 8892401, 8892403 & 8892304)



Push-On Hidden Strobes with In-Line Flash Module



- 2 Per Kit



Part No. • 2 Per Kit	Size	LEDs	Color	Amp	Flash Patterns	Housing	Wt. (lbs.)	Cat.
8891325	25'	6	Clear	1.3	19	Aluminum	1.60	889 (N)
8891326	25'	6	Amber	1.3	19	Aluminum	1.60	889 (N)
8891327	25'	6	Amber/Clear	1.3	19	Aluminum	1.60	889 (N)

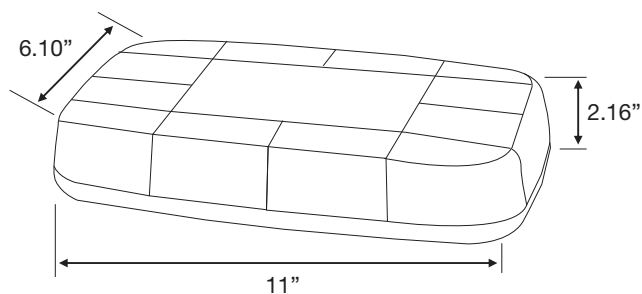
Note: Up to six 8891215-8891327 can be combined for synchronized or alternating flash patterns.

Surface/Recess Mount Strobe Lights



Part No.	Size	LEDs	Color	Amp	Flash Patterns	Housing	Wt. (lbs.)	Cat.
8892400	1" round	3	Amber	.47	16	Aluminum	0.10	889 (N)
8892401	1" round	3	Clear	.47	16	Aluminum	0.10	889 (N)
8892403	1" round	3	Red	.47	16	Aluminum	0.10	889 (N)
8892404	1" round	3	Blue	.47	16	Aluminum	0.10	889 (N)
8892420	Chrome Bezel						0.10	889 (N)
8892425	Black Aluminum Mounting Bracket, 90 Degree						0.05	889 (N)

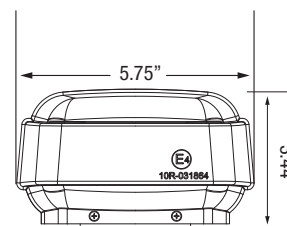
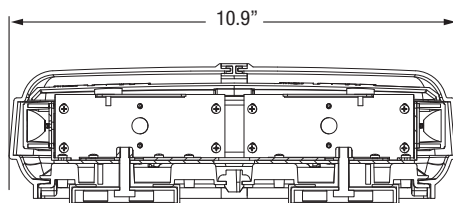
Rectangular Mini Light Bar



- Includes 15' cord

Part No.	Size	LEDs	Color	Amp	Mount	Power	Flash Patterns	Wt. (lbs.)	Cat.
8891040	11"L x 6.5"W x 2.25"H	24	Amber	2	Magnetic or Permanent	DC Adapter	10	3.5	889 (N)
8891042	11"L x 6.5"W x 2.25"H	24	Amber/Clear	2	Magnetic or Permanent	DC Adapter	10	3.5	889 (N)
8891044	11"L x 6.5"W x 2.25"H	24	Blue	2	Magnetic or Permanent	DC Adapter	10	3.5	889 (N)
8891048	11"L x 6.5"W x 2.25"H	24	Green	2	Magnetic or Permanent	DC Adapter	10	3.5	889 (N)
8891049	11"L x 6.5"W x 2.25"H	24	Amber/Green	2	Magnetic or Permanent	DC Adapter	10	3.5	889 (N)

Rectangular Mini Light Bar



- Includes 15' cord

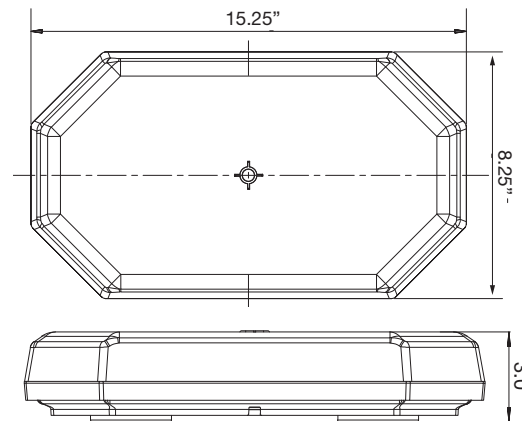
Part No.	Size	LEDs	Color	Amp	Mount	Power	Flash Patterns	Wt. (lbs.)	Cat.
8891050	10.93"L x 5.75"W x 3.44"H	24	Amber	3.5	Magnetic	DC Adapter	1	4.0	889 (N)
8891052	10.93"L x 5.75"W x 3.44"H	24	Amber/Clear	3.5	Magnetic	DC Adapter	1	4.0	889 (N)

LED Mini Light Bars

Hexagonal Mini Light Bar



- Includes 15' cord




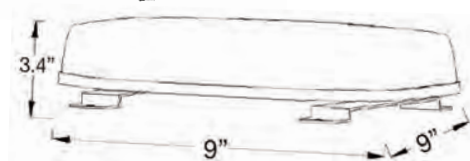
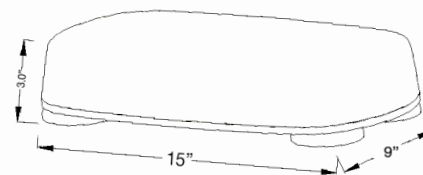
Permanent mounting studs and magnetic mounts studs



Part No.	Size	LEDs	Color	Amp	Mount	Power	Flash Patterns	Wt. (lbs.)	Cat.
8891060	15" L x 8.25"W x 3" H	56	Amber	3.2	Magnetic or Permanent	DC Adapter	10	5.5	889 (N)
8891062*	15" L x 8.25"W x 3" H	56	Amber/Clear	3.2	Magnetic or Permanent	DC Adapter	10	5.5	889 (N)
8891063*	15" L x 8.25"W x 3" H	56	Red	3.2	Magnetic or Permanent	DC Adapter	10	5.5	889 (N)

*8891062/8891063 are not SAE J595 Class 1

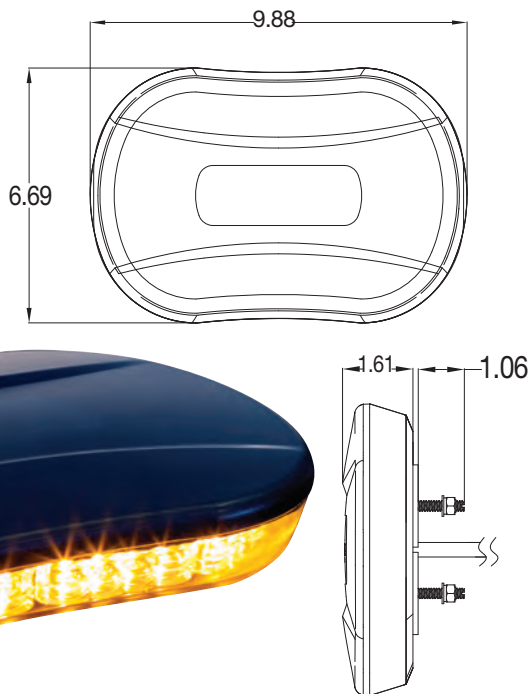
Oval Mini Light Bar



- Includes 15' cord

Part No.	Size	LEDs	Color	Amp	Mount	Power	Flash Patterns	Wt. (lbs.)	Cat.
8891070	15"L x 9"W x 3.0" H	32	Amber	3.2	Magnetic	DC Adapter	24	5.0	889 (N)
8891071	15"L x 9"W x 3.4" H	32	Amber	3.2	Permanent	DC Adapter	24	4.7	889 (N)

Oval Mini Light Bar



Permanent mounting and magnetic mounts studs

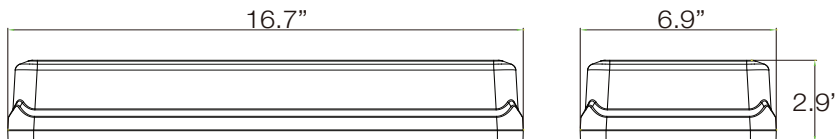
- Includes 15' cord

Part No.	Size	LEDs	Color	Amp	Mount	Power	Flash Patterns	Wt. (lbs.)	Cat.
8891080	9.88"L x 6.69" W x 1.61" H	40	Amber	3.34	Magnetic/Permanent	DC Adapter	20	3.10	889 (N)
8891082	9.88"L x 6.69" W x 1.61" H	40	Amber/Clear	3.34	Magnetic/Permanent	DC Adapter	20	3.10	889 (N)

Rectangular Mini Light Bar



- Includes 15' cord



Part No.	Size	LEDs	Color	Amp	Mount	Power	Flash Patterns	Wt. (lbs.)	Cat.	
8891090	16.7"L x 6.9"W x 2.9"H	18	Amber	3.2	Vacuum-Magnetic	DC Adapter	19	7.78	889 (N)	
8891091	Permanent Bolt-on Aluminum Mounts Only								1.70	889 (N)

LED Mini Light Bars and Accessories


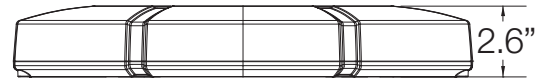
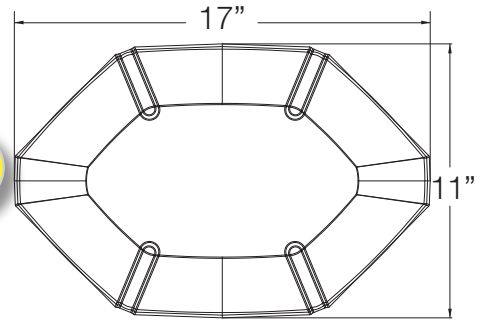
Hexagonal Mini Light Bar



8891100



8891102



8891010

- Includes 15' cord

Part No.	Size	LEDs	Color	Amp	Mount	Power	Flash Patterns	Wt. (lbs.)	Cat.
8891100	16.75"L x 11"W x 2.75"H	30	Amber	3.6	Magnetic	DC Adapter	25	9.9	889 (N)
8891102*	16.75"L x 11"W x 2.75"H	30	Amber/Clear	3.6	Magnetic	DC Adapter	25	9.9	889 (N)
8891010	Permanent Bolt-On Aluminum Mounts							0.70	889 (N)

* 8891102 is not SAE J5845 Class 1

Drill-Free Light Bar Cab Mounts

- Ideal for aluminum cabs
- Mounts in 3rd brake light OEM location
- Powder-coated aluminum platform
- 30 lb. capacity
- 22"L x 10"W x 1-1/2"H



shown with optional Light Bar 8891060 (not included)

Note: Third brake light not included, OEM light transfers

Part No.	Description	Wt. (lbs.)	Cat.
8895095	For Chevy-GMC 1500-3500 Cab & Chassis 2007-2013	7.25	889 (N)
8895100	For Chevy-GMC 1500-3500 Pickup & Chassis 2014-2016	7.25	889 (N)
8895105	Colorado/Canyon with/base "103" antenna	7.25	889 (N)
8895110	Colorado/Canyon with/Onstar antenna	7.25	889 (N)
8895150	For F-150 (2015+) and F-250/550 (2017+) with aluminum cabs	7.25	889 (N)
8895250	Light Bar Mount For F-250/550 Steel cab pickup and chassis 2006-2016	7.25	889 (N)
8895300	For Ram-Dodge 1500-3500 Pickup & Chassis 2010-2016	7.25	889 (N)
8895350	For 5500 Cab Chassis Ram-Dodge 2010-2016	7.25	889 (N)

LED Dual Function Directional-Warning Lights



Part No.	Size	LEDs	Color	Amp	Power	Flash Patterns	Cable	Wt. (lbs.)	Cat.	
8894037	36.7" L x 2.25" W x 1.81" H	24	Amber	3.2	12-24 VDC	22 Flash Patterns; 11 Strobe/11 Traffic	25'	6.6	889 (N)	
8894047	46.5" L x 2.25" W x 1.81" H	32	Amber	3.2	12-24 VDC	22 Flash Patterns; 11 Strobe/11 Traffic	25'	7.5	889 (N)	
8894050	Optional L-Bracket Riser Mounts - 4.3" H								0.5	889 (N)
NEW 8894055	8-Strand Bulk Wire, 25ft, for 8894037 & 8894047								2.25	560 (N)
8894056	8-Strand Bulk Wire, 50ft, for 8894037 & 8894047								4.5	560 (N)
6391204	Switch Panel, (3) On/Off, (1) Momentary								0.27	639 (N)
6391207	Switch Panel, (4) On/Off, (2) Momentary								0.39	639 (N)

LED Dashboard Light Bar



Part No.	Size	LEDs	Color	Amp	Mount	Power	Flash Patterns	Wt. (lbs.)	Cat.
8891024	14" L x 3.25" W x 2.5" H	12	Amber	0.35	Suction Cups/Velcro	DC Adapter	19	1.58	889 (N)
8891025	14" L x 3.25" W x 2.5" H	12	Amber/Clear	0.35	Suction Cups/Velcro	DC Adapter	19	1.58	889 (N)

4" Round Rechargeable Magnetic Road Strobe/Flare



- 1.25" thick x 4.25" diameter
- Rechargeable 110V AC
- USB and 12 VDC Adapter Included
- See buyersproducts.com for charge/run times

Part No.	Size	LEDs	Color	Amp	Flash	Wt. (lbs.)	Cat.
8891016	4"	16	Amber	0.50	9 Patterns	0.85	889 (N)
8891018	4"	16	Amber	0.50	Case includes (6) LED road flares, 12 volt and 110 volt charging connections. Storage doubles as a charging base.	6.42	889 (N)

LED Modular Light Bars

LED Modular Light Bars



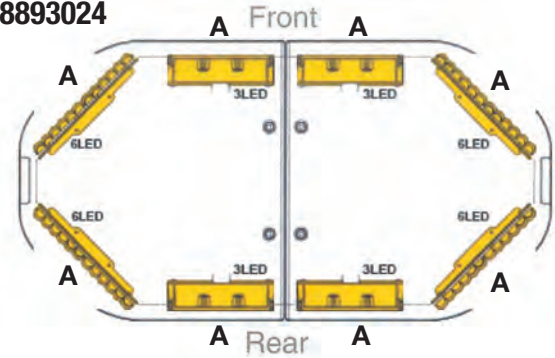
- Standard with amber strobes.
- Customize by adding amber, blue, clear and/or red strobes
- Middle strobes have 3-LED reflector heads
- Corner strobes have 6-LED D-fuser heads
- Dimming mode
- Extruded aluminum frame
- Optional work lights and take down lights on 49", 54" & 60" Models
- Mounting feet and controller optional
- 54" also available - call for quote

24" LED Modular Light Bar

- 8 strobe modules standard
- 24 flash patterns

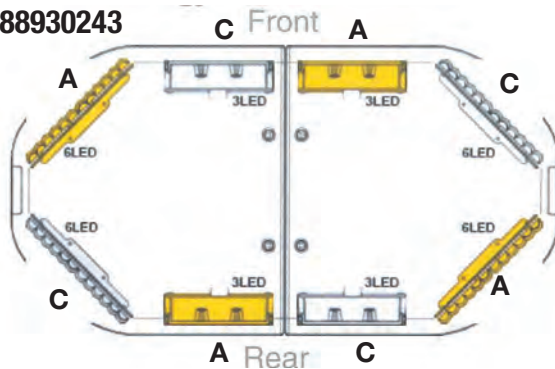


8893024



A = Amber Strobe
C = Clear Strobe


88930243



Part No.	Size	LEDs	Amp	MODULES DESCRIPTION	Wt. (lbs.)	Cat.
8893024	24"	36	3-6	6 Amber	15.4	889 (N)
88930243	24"	36	3-6	6 Amber/Clear	15.4	889 (N)

49" LED Modular Light Bar

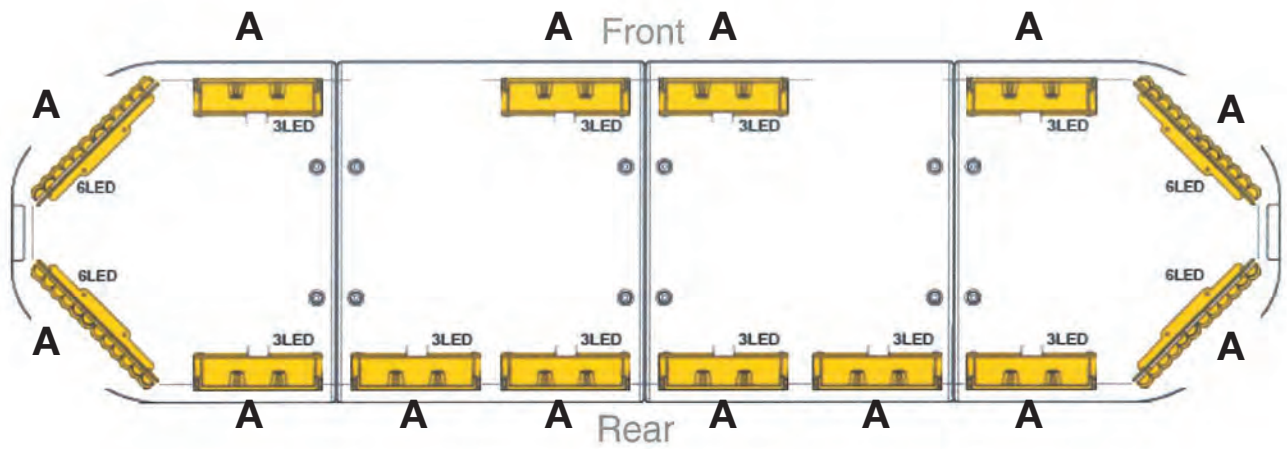
- 8-14 strobe modules
- 11 flash patterns, 5 programmable groups
- A total of 55 different flash sequences
- 5 strobe head groupings



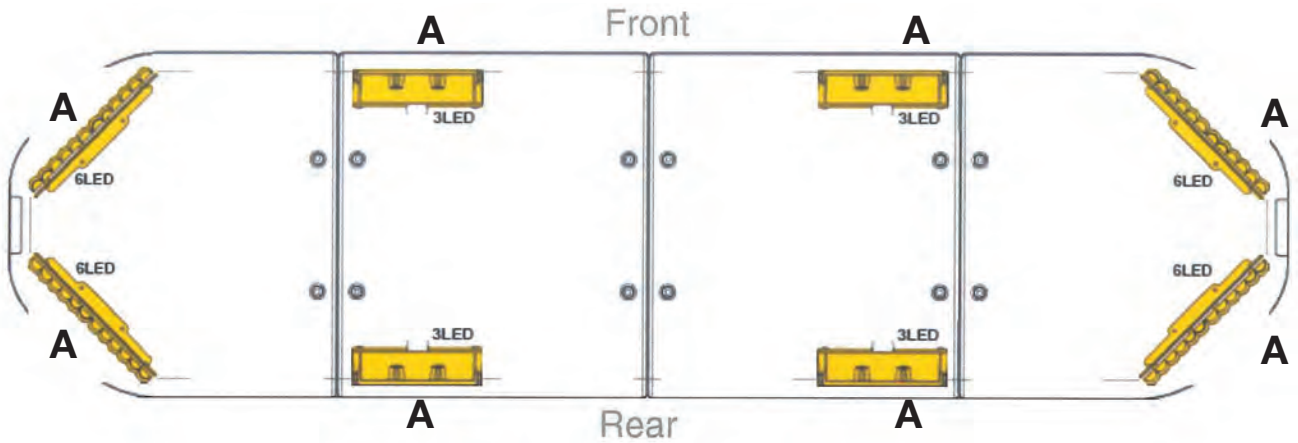
Mounting feet and controller sold separately
See page 38-39

Part No.	Size	LEDs	Amp	MODULES DESCRIPTION	Wt. (lbs.)	Cat.
8893049	49"	54	7-14	14 Amber Built-in traffic advisor	33.0	889 (N)
88930492	49"	36	7-14	8 Amber	31.8	889 (N)
88930493	49"	36	7-14	8 Amber/Clear	31.8	889 (N)

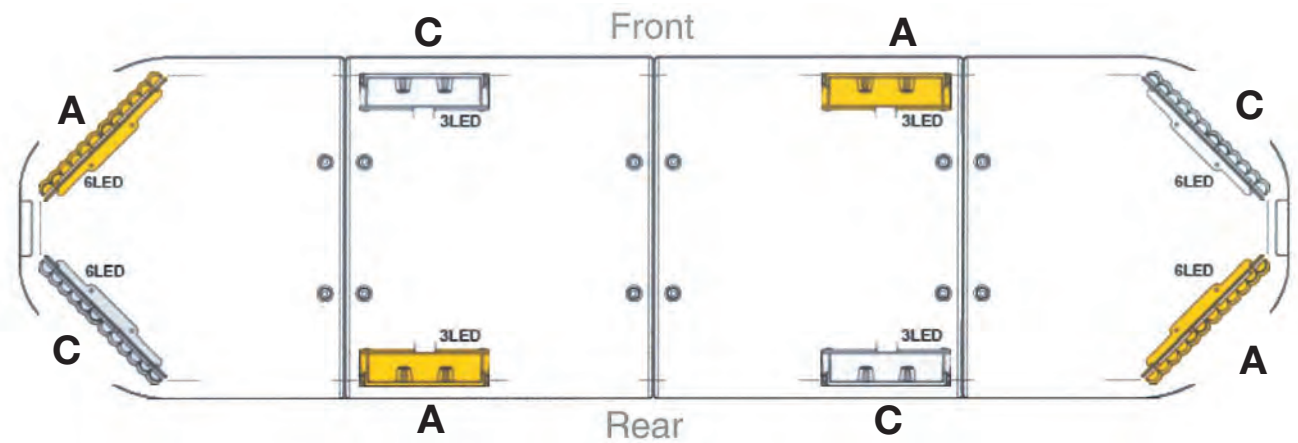
8893049



88930492



88930493



LED Modular Light Bars

LED Modular Light Bars



- Standard with amber strobes.
- Customize by adding amber, blue, clear or red strobes
- Middle strobes have 3-LED reflector heads
- Corner strobes have 6-LED D-fuser heads
- Dimming Mode
- Extruded Aluminum Frame

60" LED Modular Light Bar

- 8-20 strobe modules and Stop/turn/tail light modules available
- 11 flash patterns, 5 programmable groups
- A total of 55 different flash sequences
- 5 strobe head groupings



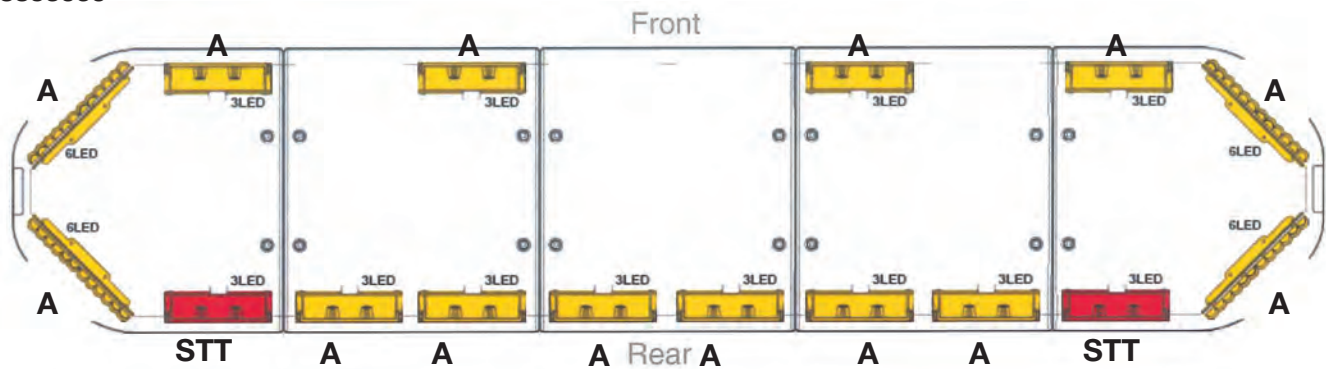
Part No.	Size	LEDs	Amp	MODULES DESCRIPTION	Wt. (lbs.)	Cat.
8893060	60"	60	8-16	14 Amber, 2 Red LED stop-turn-tail lights Built-in traffic advisor	36.1	889 (N)
88930603	60"	42	8-16	8 Amber, 2 Red LED stop-turn-tail lights 2 LED take down lights	34.7	889 (N)
88930604	60"	48	8-16	12 Amber	34.9	889 (N)
88930605	60"	60	8-16	16 Amber, Built-in Traffic advisor	36.1	889 (N)

A = Amber Strobe
C = Clear Strobe
STT = Red, Stop-Turn-Tail*

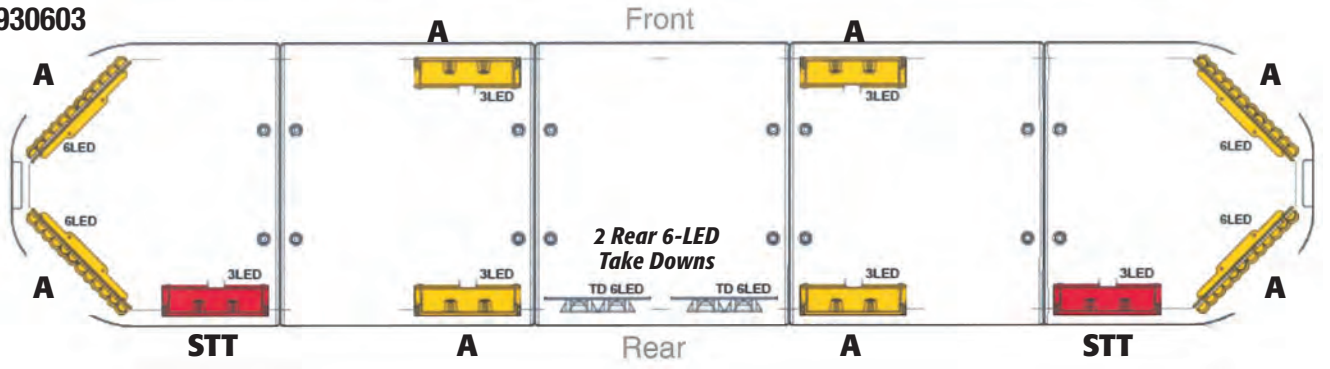
*Stop, turn, tail lights can be replaced with strobes by request

*Mounting Feet & controllers sold separately: see page 38-39

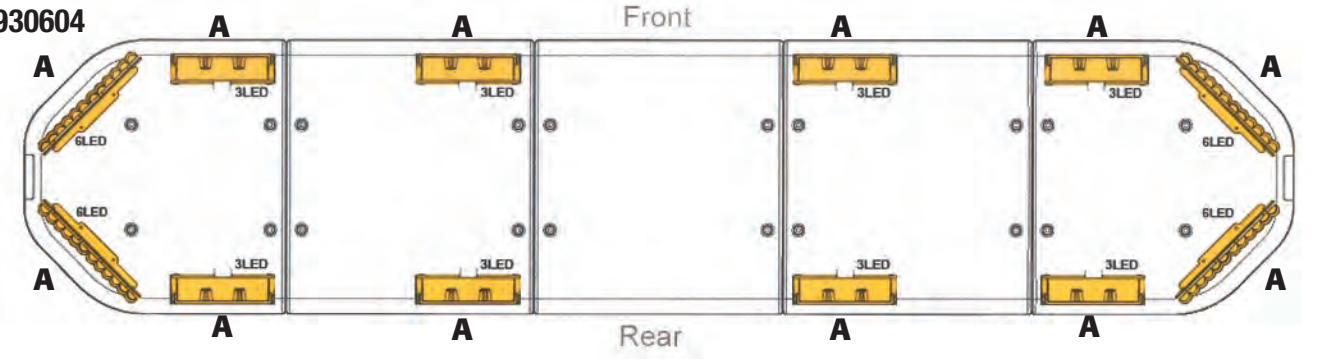
8893060



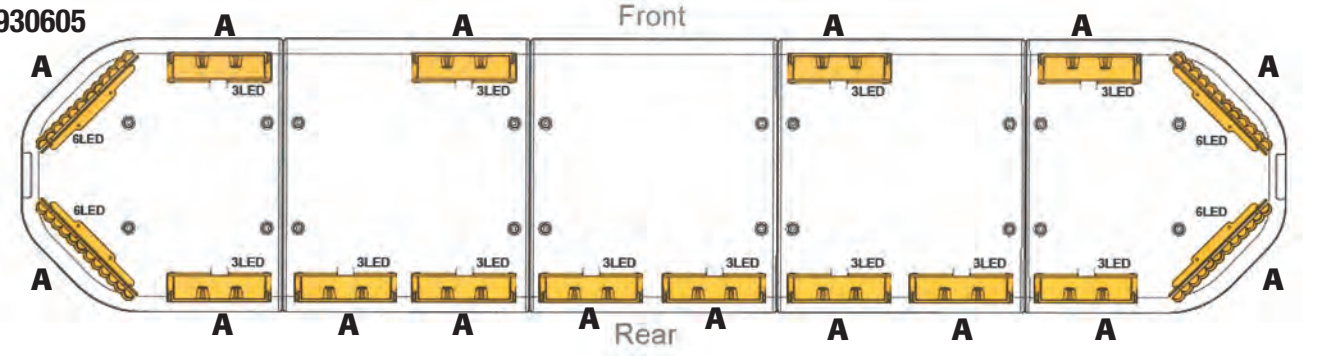
88930603



88930604



88930605



Need a custom configuration? See BuyersProducts.com for custom order form.

LED Modular Light Bar Accessories

3-LED Middle Strobe



Part No.	LEDs	Color	Wt. (lbs.)	Cat.
3024631	3	Amber	0.28	889 (N)
3024632	3	Clear	0.27	889 (N)
3024633	3	Red	0.28	889 (N)
3024634	3	Blue	0.27	889 (N)
3032932	3	Green	0.28	889 (N)

6 LED Corner Strobe



Part No.	LEDs	Color	Wt. (lbs.)	Cat.
3024635	6	Amber	0.21	889 (N)
3024636	6	Clear	0.20	889 (N)
3024637	6	Red	0.21	889 (N)
3024638	6	Blue	0.21	889 (N)
3032933	6	Green	0.21	889 (N)

6 LED Middle Take Down



3024639

3024640

Part No.	LEDs	Color	Wt. (lbs.)	Cat.
3024639	6	Clear	0.23	889 (N)
NEW 3024640	9	Clear	0.23	889 (N)

Cab Mount, Plastic Mounting Feet



Part No.	Size	Wt. (lbs.)	Cat.
3024646	12.625"L x 5.50" W x 2.25"T	2.58	889 (N)

* Use with Stainless Steel Strap Kits

Stainless Steel Strap Kits (for use w/Cab Mounts)



Part No.	Description	Wt. (lbs.)	Cat.
3025442	GM1500/2500/3500/4500/5500 for 49", 54" and 60" Light Bars	1.53	889 (N)
3026114	F-150, 2004-2014, 49", 54" & 60" Light Bars	1.60	889 (N)
NEW 3034400	F150 (15+) F250/F550 (17+), 49in, 54in, & 60in Light Bars	1.60	889 (N)
3026115	F-250/350/450/550, 1999-2016, 49", 54" & 60" Light Bars	1.60	889 (N)
3026116	RAM 500/2500/3500/4500/5500, 2009-2016, for 49", 54" and 60" Light Bars	1.60	889 (N)

Steel Mounting Feet w/Black Powder Coat, Adjustable Height



Part No.	Size	Wt. (lbs.)	Cat.
3024647	10.125"L x 6.5"W x 2-3" T	3.89	889 (N)

* Use with Stainless Steel Strap Kits

3 LED Alley Lights



Part No.	LEDs	Color	Wt. (lbs.)	Cat.
3024642	3	Clear	0.14	889 (N)

Headache Rack Mounting Feet, Steel w/Black Powder Coat



Part No.	Description	Wt. (lbs.)	Cat.
3024648	4.5"L x 6.75"W x 1.75"T	3.16	889 (N)

Wide Mounting Feet, Steel w/Black Powder Coat



Part No.	Description	Wt. (lbs.)	Cat.
3024649	8.75"L x 2.50"W x 2.25"T	2.47	889 (N)

4 Switch Panel, Pre-Wired

- For use with 49", 54" & 60" modular Light Bars
- 3.75"L x 1.25"W x 1.5"T
- Built-In Traffic Advisor Controls



Part No.	Description	Wt. (lbs.)	Cat.
6391204	4-Switch Panel, Pre-Wired	0.27	639 (N)

5 Switch Panel, Pre-Wired

- For use with 24", 49", 54" & 60" modular Light Bars, plus surface and recessed mounted strobes
- 3.5"L x 1.0"W x 2.5"T



Part No.	Description	Wt. (lbs.)	Cat.
6391205	5-Switch Panel, Pre-Wired	0.35	639 (N)

6, 7 or 8 Switch Panel, Pre-Wired w/LED Pattern Display

- For use with 49", 54" and 60" modular Light Bars
- Programmable
- Built-In Traffic Advisor Controls



6391206



6391208



6391209

Part No.	Description	Wt. (lbs.)	Cat.
6391206	6-Switch Panel, Pre-Wired w/LED Pattern Display	0.39	639 (N)
6391208	Switch Panel, 7 Function, Multi-Purpose, Programmable (Available Q3 2017)	0.83	639 (N)
6391209	Switch Panel, 8 Function, Multi-Purpose, Programmable, w/Relays (Available Q3 2017)	0.83	639 (N)

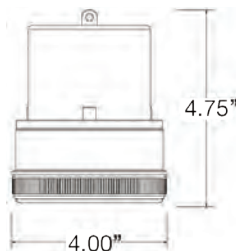
NEW

LED Beacon Lights

24 LED Portable Amber Beacon



- Requires 2 D-size batteries (not included)
- Automatic On/Off operation w/ light sensor or manual operation via selector switch
- Push button override



Part No.	Size	Color	Power	Mount	Cord	Wt. (lbs.)	Cat.
SL475A	4" Diam x 4.75" T	Amber	2-D Batteries	Magnets	N/A	0.73	889 (N)
SL475R	4" Diam x 4.75" T	Red	2-D Batteries	Magnets	N/A	0.73	889 (N)
Part No.	Description					Wt. (lbs.)	Cat.
3029961	Galvanized Mounting Bracket					1.25	889 (N)

72 LED Portable Beacon

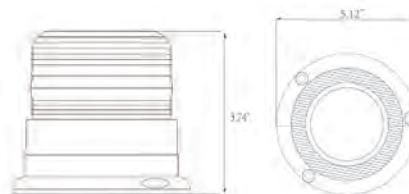


- Requires 4 AA-size batteries (not included)
- Available Q3 2017



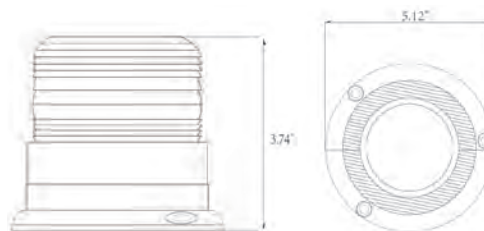
Part No.	Size	Color	Amp	Flash Pattern	Mount	Cord	Wt. (lbs.)	Cat.
NEW SL480A	5-5/8" Diam x 4-5/8"	Amber	-	1	Magnetic	N/A	1.29	889 (N)

40 LED Beacon



Part No.	Size	Color	Amp	Flash Patterns	Mount	Cord	Wt. (lbs.)	Cat.
SL501A	5-1/8" Diam x 3-3/4"	Amber	0.6	2	Magnetic and Permanent	10'	1.28	889 (N)

32 LED Beacon

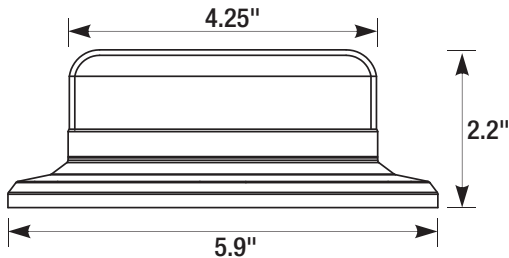


Part No.	Size	Color	Amp	Flash Patterns	Mount	Cord	Wt. (lbs.)	Cat.
NEW SL502A	5-1/8" Diam x 3-3/4"	Amber	1.3	8	Magnetic and Permanent	10'	1.61	889 (N)

12 LED Beacon Low Profile

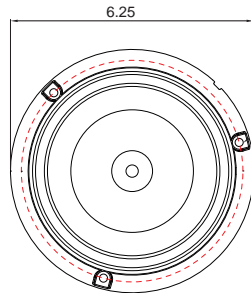
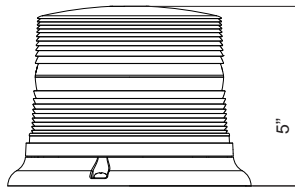


• Available Q3 2017



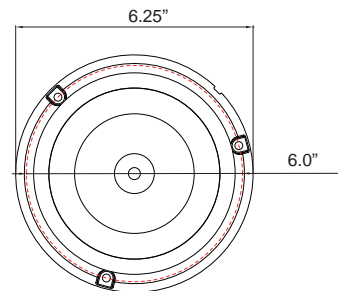
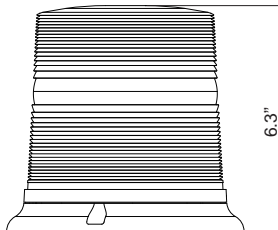
Part No.	Size	LEDs	Color	Amp	Flash Pattern	Mount	Cord	Wt. (lbs.)	Cat.
NEW SL551ALP	5.9" Diam x 2.17" T	12	Amber	1	3	3-Bolt Mount	13"	2.4	889 (N)

6 LED Beacon



Part No.	Size	LEDs	Color	Amp	Flash Pattern	Mount	Cord	Wt. (lbs.)	Cat.
SL645ALP	6.25" Diam x 5" T	6	Amber	1.5	1	1" Pipe/3-Bolt Mount/Magnetic	10'	2.4	889 (N)
SL646ALP	6.25" Diam x 5" T	6	Amber	1.5	1	1" Pipe/3-Bolt Mount	9'	2.0	889 (N)

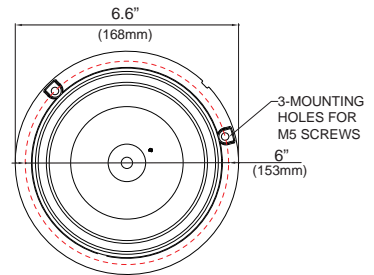
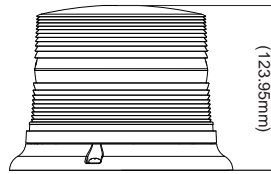
6 LED Beacon with Tall Lens



Part No.	Size	LEDs	Color	Amp	Flash Pattern	Mount	Cord	Wt. (lbs.)	Cat.
SL665A	6.25" Diam x 6.3" T	6	Amber	1.5	1	1" Pipe/3-Bolt Mount/Magnetic	10'	2.7	889 (N)

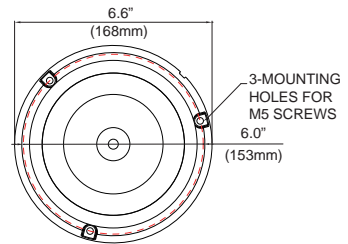
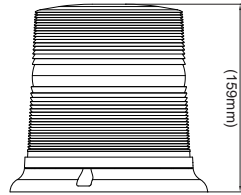
LED Beacon Lights

3 LED Beacon



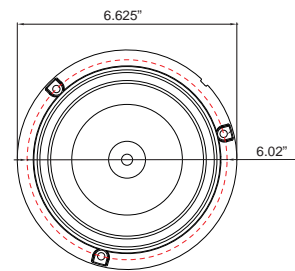
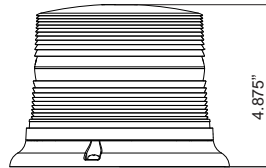
Part No.	Size	LEDs	Color	Amp	Flash Patterns	Mount	Cord	Wt. (lbs.)	Cat.
SL620ALP	6.25" Diam x 5" T	3	Amber	1.5	5	1" Pipe/3-Bolt Mount/Magnetic	10'	2.46	889 (N)

3 LED Beacon with Tall Lens



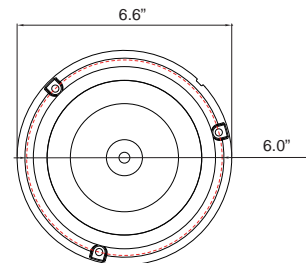
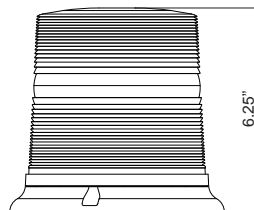
Part No.	Size	LEDs	Color	Amp	Flash Patterns	Mount	Cord	Wt. (lbs.)	Cat.
SL630A	6.25" Diam x 6.3" T	3	Amber	1.5	5	1" Pipe/3-Bolt Mount/Magnetic	10'	2.65	889 (N)

8 LED Beacon



Part No.	Size	LEDs	Color	Amp	Flash Patterns	Mount	Cord	Wt. (lbs.)	Cat.
SL675ALP	6.625" Diam x 4.875" T	8	Amber	1.5	15	Magnetic	10'	2.65	889 (N)
SL685ALP	6.625" Diam x 4.875" T	8	Amber	1.5	15	1" Pipe/3-Bolt Mount	9"	1.63	889 (N)

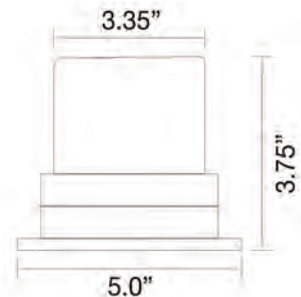
12 LED Beacon with Tall Lens



Part No.	Size	LEDs	Color	Amp	Flash Patterns	Mount	Cord	Wt. (lbs.)	Cat.
SL695A	6.25" Diam x 6.625" T	12	Amber	2.7	12	Magnetic	10'	2.67	889 (N)
SL696A*	6.25" Diam x 6.625" T	12	Amber	2.7	12	1" Pipe/3-Bolt Mount	12"	1.95	889 (N)

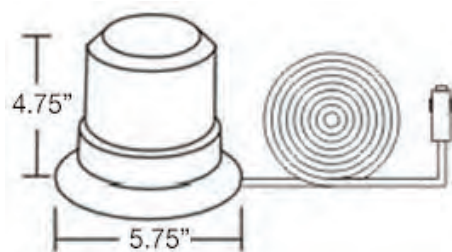
Smooth clear outer lens meets CA13 requirements
 *SL696A has the Blunt Cut Ends, not accessory plug

1.7 Joule Beacon Strobe



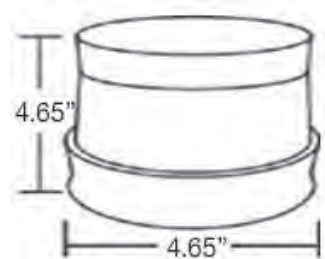
Part No.	Size	Joules	Color	Amp	Flash Patterns	Mount	Cord	Wt. (lbs.)	Cat.
SL500A	5-1/8" Diam x 3-3/4"	1.7	Amber	0.6	2	Magnetic and Permanent	10'	1.13	889 (N)

1.7 Joule Beacon Strobe



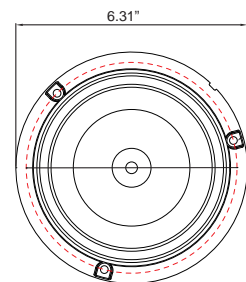
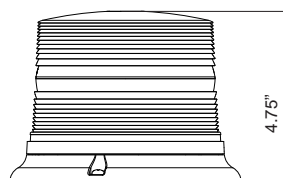

Part No.	Size	Joules	Color	Amp	Flash Patterns	Mount	Cord	Wt. (lbs.)	Cat.
SL650A	6" Diam x 4.75" T	1.7	Amber	0.3	1	Magnetic and Permanent	10'	1.5	889 (N)

3.8 Joule Beacon Strobe



Part No.	Size	Joules	Color	Amp	Flash Patterns	Mount	Cord	Wt. (lbs.)	Cat.
B745229T	5.25" Diam x 4" T	3.8	Amber	0.75	1	1" Pipe/3-Bolt Mount	14"	2.58	889 (N)
B745236T	5.25" Diam x 4" T	3.8	Amber	0.75	1	Magnetic	10'	1.75	889 (N)
211141	Replacement Flash Tube							0.2	889 (N)

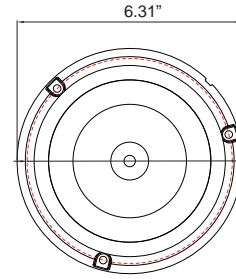
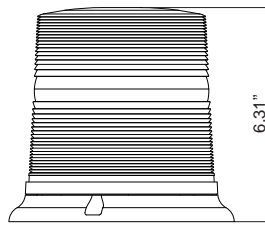
8 Joule Beacon Strobe



Part No.	Size	Joules	Color	Amp	Flash Patterns	Mount	Cord	Wt. (lbs.)	Cat.
SL640ALP	6.31" Diam x 4.75" T	8	Amber	1.5	1	1" Pipe/3-Bolt Mount	12"	1.75	889 (N)
3016342	Replacement Bulb							0.2	889 (N)

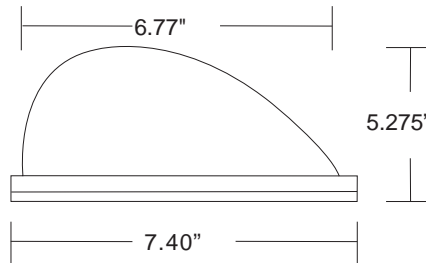
Incandescent and Halogen Beacon Strobe Lights

1.8 Joule Beacon Strobe w/Tall Lens



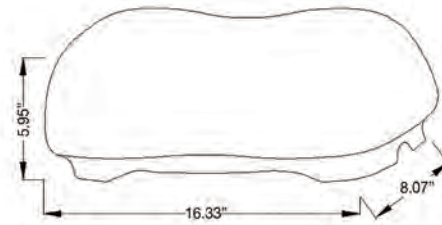
Part No.	Size	Joules	Color	Amp	Flash	Mount	Cord	Wt. (lbs.)	Cat.
SL660A	6.31" Diam x 6.31"T	8	Amber	1.5	Dual Flash 80 FPM	1" Pipe/3-Bolt Mount	10"	2.0	889 (N)
3016342	Replacement Bulb							.02	889 (N)

Halogen Revolving Light



Part No.	Size	Color	Amp	Flash	Mount	Cord	Wt. (lbs.)	Cat.
RL650A	7" Diam x 5.25" T	Amber	1.5	90 FPM	Magnetic	10'	1.5	889 (N)

Halogen Revolving Light Bar



Part No.	Size	Color	Amp	Flash	Mount	Cord	Wt. (lbs.)	Cat.
8891020	16.5" L x 8"W x 6"T	Amber	7	320 FPM	Magnetic	10'	5.0	889 (N)

Beacon Mounting Brackets and Brush Guard



B210880



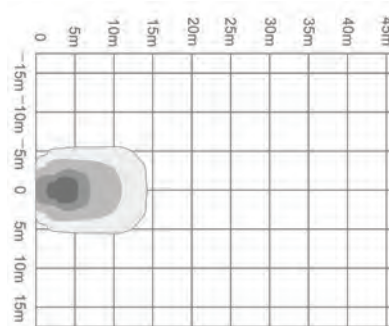
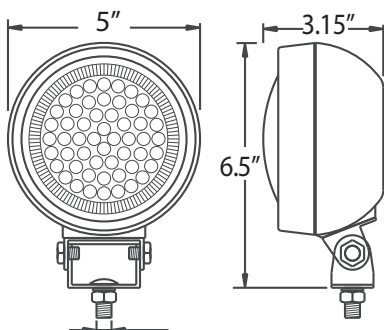
8891001



8891002

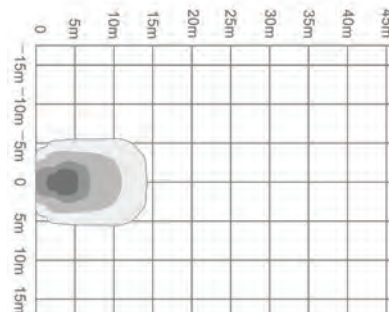
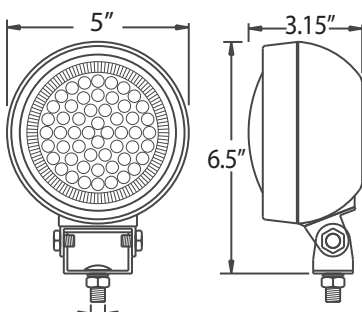
Part No.	Size	Description	Wt. (lbs.)	Cat.
B210880	9" W (ID) x 7.625" T (OD)	Self leveling. Mounting Bracket, 3/16" Steel plate with black powder coating.	6.7	889 (N)
8891001	6.625" Diam x 4.875" T	Beacon Mirror Mounting Bracket, Stainless Steel, Adjustable. Includes U-Bolts. Bolt Pattern Fits Most Beacons up to 6.625" diameter.	1.4	889 (N)
8891002	6.5" Diam x 6.5" T	Black Beacon Brush Guard. (See fit guide online at buyersproducts.com)	1.0	889 (N)

5" LED Sealed Rubber Flood Light



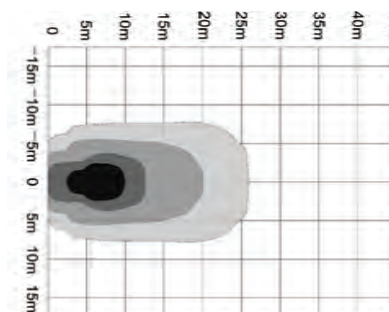
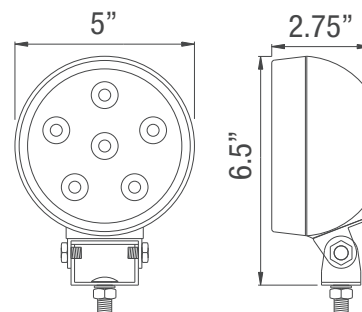
Part No.	Size	LEDs	Amps	Lumens	Color	Base / Mount	Lead Length	Connection	Wt. (lbs.)	Cat.
1492110	5"	54	3	375	Clear	8mm stud SST	36"	Blunt Cut	1.63	562 (N)

5" LED Sealed Rubber Flood Light



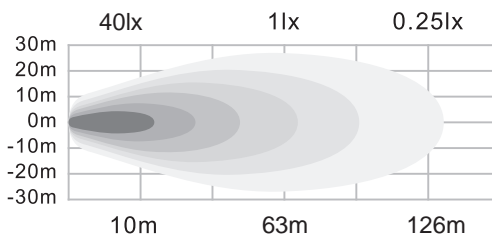
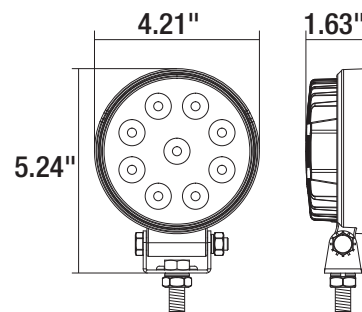
Part No.	Size	LEDs	Amps	Lumens	Color	Base / Mount	Lead Length	Connection	Wt. (lbs.)	Cat.
1492111	5"	54	3	375	Amber	8mm stud SST	36"	Blunt Cut	1.63	562 (N)

5" LED Sealed Rubber Flood Light



Part No.	Size	LEDs	Amps	Lumens	Color	Base / Mount	Lead Length	Connection	Wt. (lbs.)	Cat.
1492112	5"	6	1.5	1350	Clear	8mm stud SST	36"	Blunt Cut	1.80	562 (N)

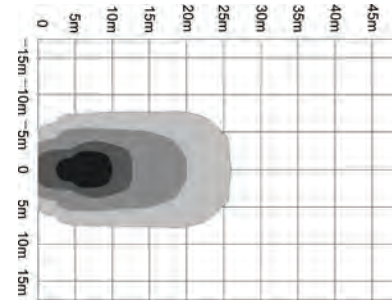
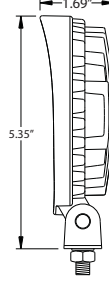
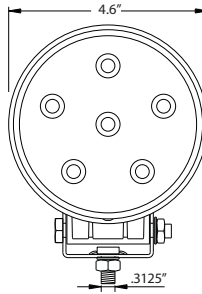
4.21" LED Flood Light



Part No.	Size	LEDs	Amps	Lumens	Color	Base / Mount	Lead Length	Connection	Wt. (lbs.)	Cat.
1492114	5.5"	9	1.25	1710	Clear	8mm stud SST	18"	Blunt Cut	1.1	562 (N)

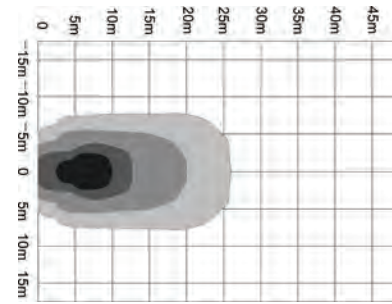
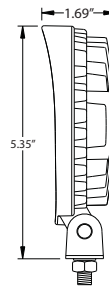
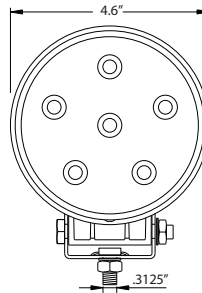
LED Flood and Spot Lights

4.6" LED Flood Light



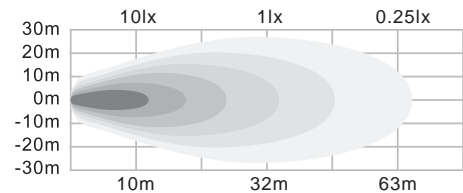
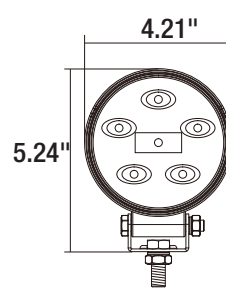
Part No.	Size	LEDs	Amps	Lumens	Color	Base / Mount	Lead Length	Connection	Wt. (lbs.)	Cat.
1492115	4.6"	6	1.5	1350	Clear	8mm stud SST	36"	Blunt Cut	1.20	562 (N)

4.6" LED Flood Light



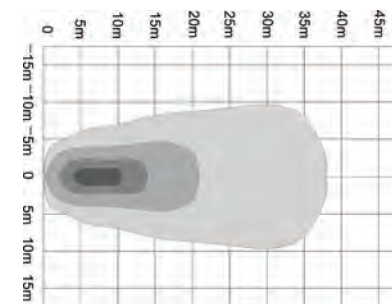
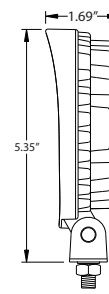
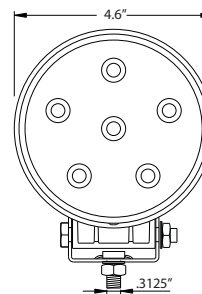
Part No.	Size	LEDs	Amps	Lumens	Color	Base / Mount	Lead Length	Connection	Wt. (lbs.)	Cat.
1492116	4.6"	6	1.5	1350	Amber	8mm stud SST	36"	Blunt Cut	1.20	562 (N)

4.21" LED Flood Light with Magnetic Base



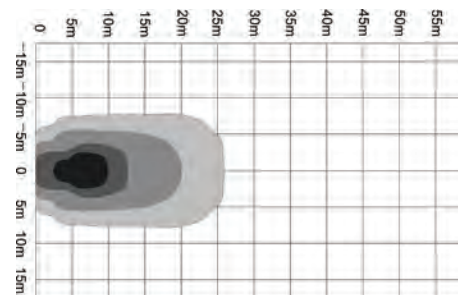
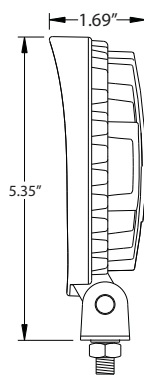
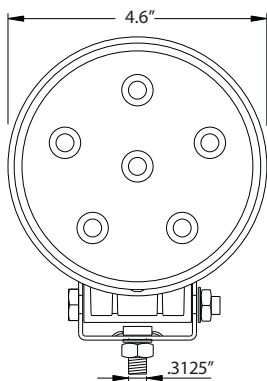
Part No.	Size	LEDs	Amps	Lumens	Color	Base / Mount	Lead Length	Connection	Wt. (lbs.)	Cat.
1492130	4.6"	6	1.5	1140	Clear	Magnetic	30'	12V DC Adapter	2.53	562 (N)

4.6" LED Spot Light



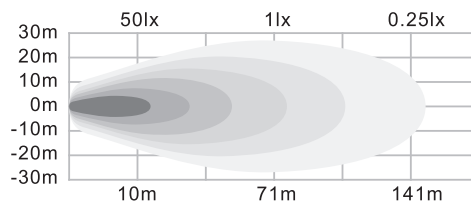
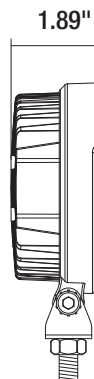
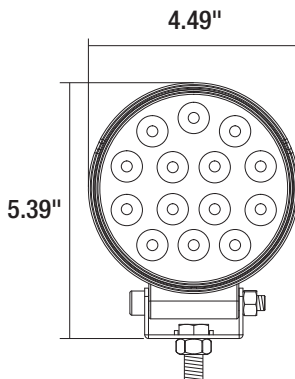
Part No.	Size	LEDs	Amps	Lumens	Color	Base / Mount	Lead Length	Connection	Wt. (lbs.)	Cat.
1492215	4.6"	6	1.5	1350	Clear	8mm stud SST	36"	Blunt Cut	1.20	562 (N)

4.6" Flood Light with White Housing



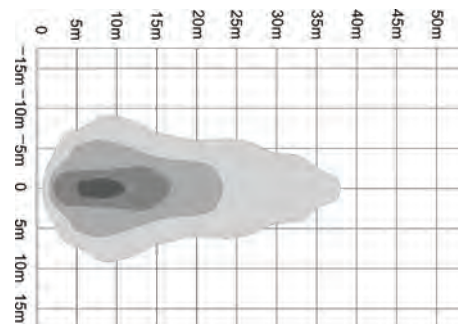
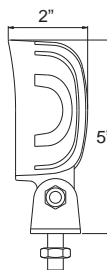
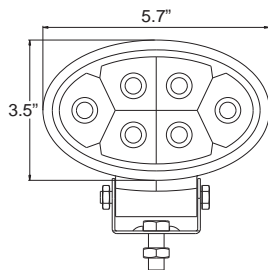
Part No.	Size	LEDs	Amps	Lumens	Color	Base / Mount	Lead Length	Connection	Wt. (lbs.)	Cat.
1493215	4.6"	6	1.5	1350	Clear	SST	36"	Blunt Cut	1.20	562 (N)

5" LED Flood Light



Part No.	Size	LEDs	Amps	Lumens	Color	Base / Mount	Lead Length	Connection	Wt. (lbs.)	Cat.
1492127	5"	14	1.83	3780	Clear	SST	18"	Blunt Cut	1.49	562 (N)

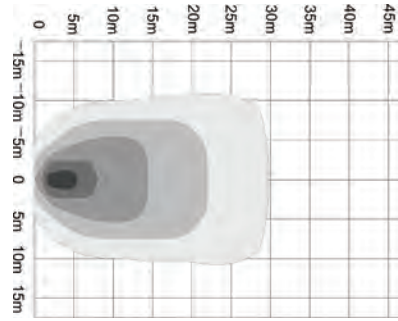
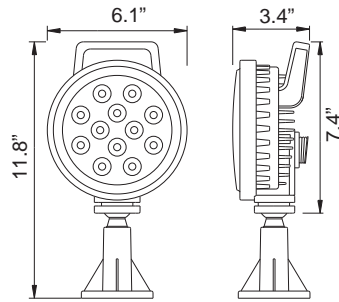
5.75" LED Oval Flood-Spot Light



Part No.	Size	LEDs	Amps	Lumens	Color	Base / Mount	Lead Length	Connection	Wt. (lbs.)	Cat.
1492113	5.75"	6	1.5	1350	Clear	SST	36"	Blunt Cut	1.20	562 (N)

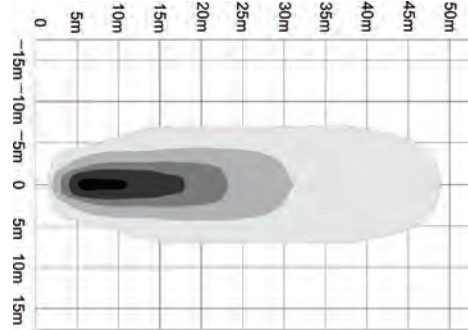
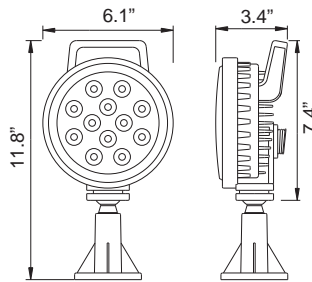
LED Flood and Spot Lights

LED Pedestal Mount Adjustable Flood Light with Built-in Switch



Part No.	Size	LEDs	Amps	Lumens	Color	Base / Mount	Lead Length	Connection	Wt. (lbs.)	Cat.
1492120	6"	12	3	1350	Clear	Pedestal/Bolt	36"	Blunt Cut	2.25	562 (N)

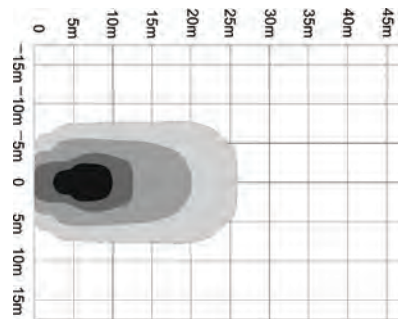
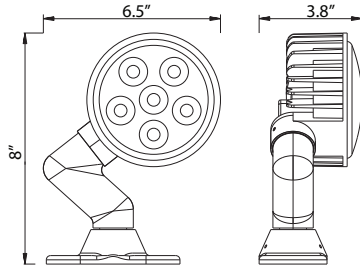
LED Pedestal Mount Adjustable Spot Light with Built-in Switch



Part No.	Size	LEDs	Amps	Lumens	Color	Base / Mount	Lead Length	Connection	Wt. (lbs.)	Cat.
1492121	6"	12	3	1350	Clear	Pedestal/Bolt	36"	Blunt Cut	2.25	562 (N)

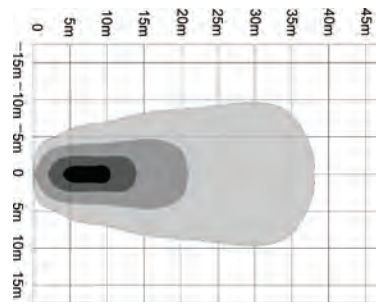
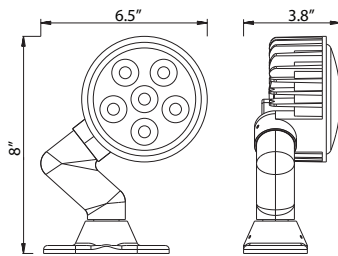
Features 360 degree rotation

LED Articulating Flood Light with Built-in Switch



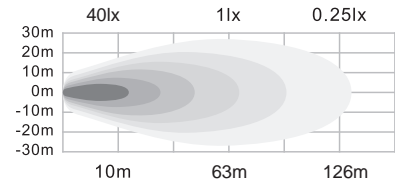
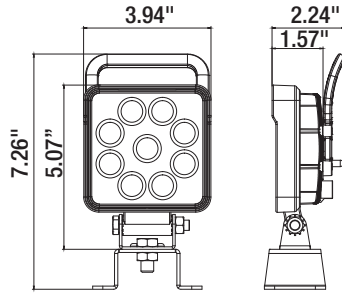
Part No.	Size	LEDs	Amps	Lumens	Color	Base / Mount	Lead Length	Connection	Wt. (lbs.)	Cat.
1492125	5"	6	1.5	1350	Clear	Pedestal/Bolt	36"	Blunt Cut	2.33	562 (N)

LED Articulating Spot Light with Built-in Switch



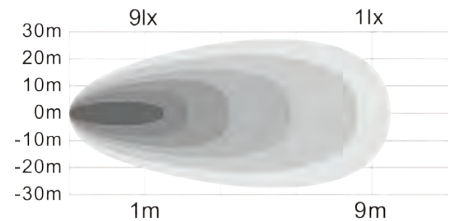
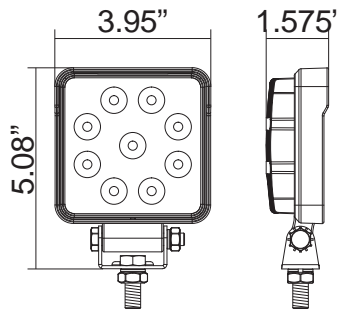
Part No.	Size	LEDs	Amps	Lumens	Color	Base / Mount	Lead Length	Connection	Wt. (lbs.)	Cat.
1492126	5"	6	1.5	1350	Clear	Adjustable/Bolt	36"	Blunt Cut	2.41	562 (N)

3.9" Square Flood Light with Built-In Switch



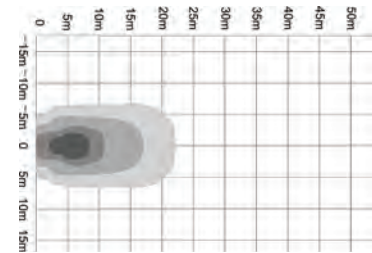
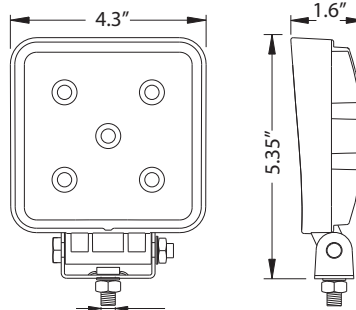
Part No.	Size	LEDs	Amps	Lumens	Color	Base / Mount	Lead Length	Connection	Wt. (lbs.)	Cat.
NEW 1492193	3.9"	9	1.25	1710	Clear	SST	8"	Blunt Cut	1.62	562 (N)

3.9" Square LED Spot Light



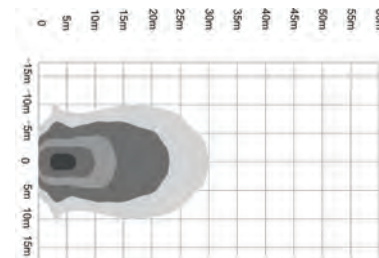
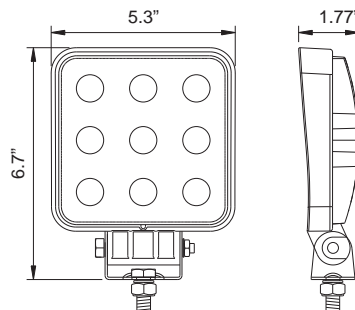
Part No.	Size	LEDs	Amps	Lumens	Color	Base / Mount	Lead Length	Connection	Wt. (lbs.)	Cat.
NEW 1492134	3.95"	9	1.25	2430	Clear	SST	18"	Blunt Cut	1.12	562 (N)

4.3" Square LED Flood Light



Part No.	Size	LEDs	Amps	Lumens	Color	Base / Mount	Lead Length	Connection	Wt. (lbs.)	Cat.
1492117	4.3"	5	1.2	1050	Clear	SST	36"	Blunt Cut	1.20	562 (N)

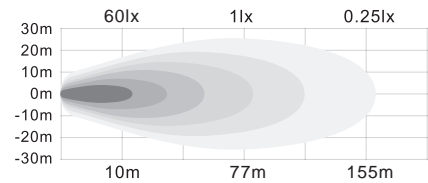
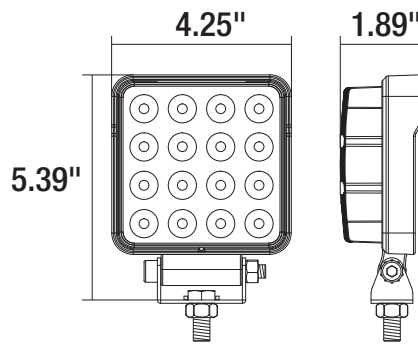
5.3" Square LED Flood Light



Part No.	Size	LEDs	Amps	Lumens	Color	Base / Mount	Lead Length	Connection	Wt. (lbs.)	Cat.
1492119	5.3"	9	2.25	1500	Clear	SST	36"	Blunt Cut	1.76	562 (N)

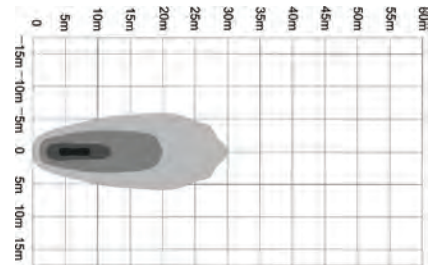
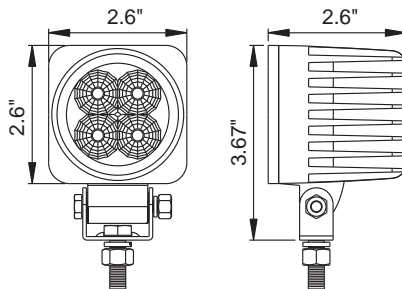
LED Flood and Spot Lights

4.6" Square LED Flood Light



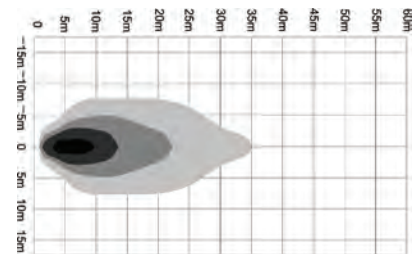
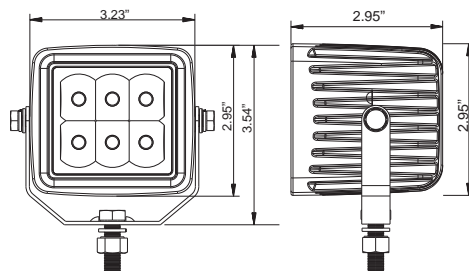
Part No.	Size	LEDs	Amps	Lumens	Color	Base / Mount	Lead Length	Connection	Wt. (lbs.)	Cat.
1492128	4.6"	16	2.08	4320	Clear	SST	18"	Blunt Cut	1.66	562 (N)

2.6" Square LED Flood Light



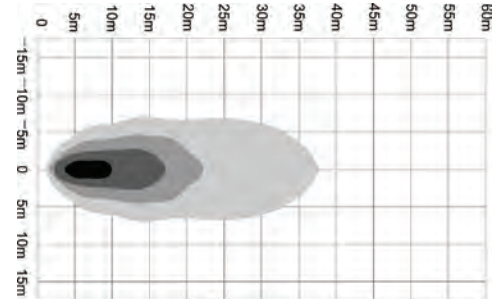
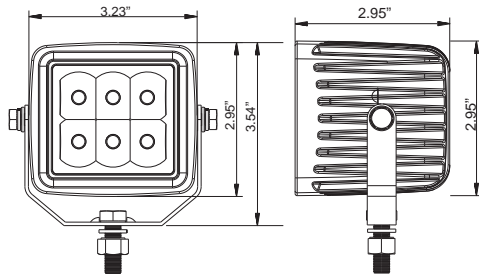
Part No.	Size	LEDs	Amps	Lumens	Color	Base / Mount	Lead Length	Connection	Wt. (lbs.)	Cat.
1492129	2.6"	4	1.0	780	Clear	SST	36"	Blunt Cut	1.0	562 (N)

3.23" Square LED Flood Light



Part No.	Size	LEDs	Amps	Lumens	Color	Base / Mount	Lead Length	Connection	Wt. (lbs.)	Cat.
1492137	3.23"	6	1.5	1620	Clear	SST	18"	Blunt Cut	1.5	562 (N)

3.23" Square LED Spot Light

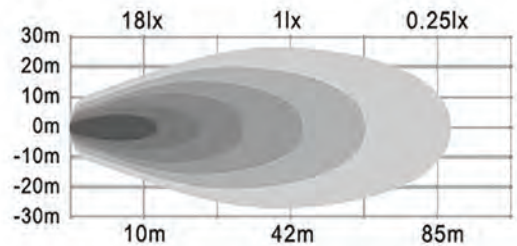
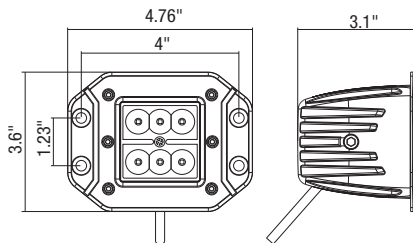


Part No.	Size	LEDs	Amps	Lumens	Color	Base / Mount	Lead Length	Connection	Wt. (lbs.)	Cat.
1492237	3.23"	6	1.5	1380	Clear	SST	36"	Blunt Cut	1.5	562 (N)

2.875" Square LED Flood Light



- Recessed Mount

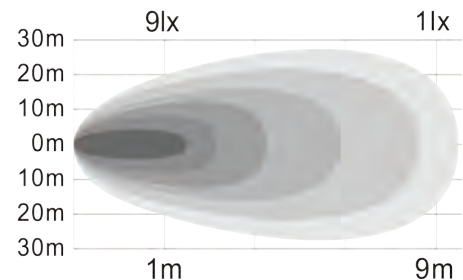
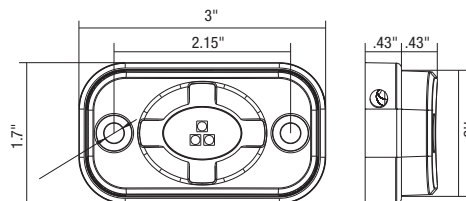


Part No.	Size	LEDs	Amps	Lumens	Color	Base / Mount	Lead Length	Connection	Wt. (lbs.)	Cat.
1492138	2.875"	6	1.38	1620	Clear	12 mm stud	18"	Blunt Cut	1.37	562 (N)

3" Rectangular LED Flood Light




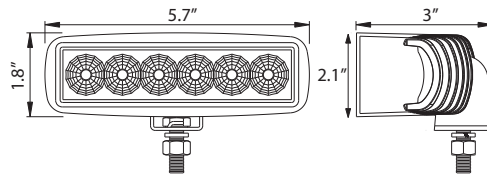
- Flat, tubular and 30° angle mounting options included



Part No.	Size	LEDs	Amps	Lumens	Color	Housing	Lead Length	Connection	Wt. (lbs.)	Cat.
1492139	3" x 1-1/2"	3	0.34	1260	Clear	Black Aluminum	18"	Blunt Cut	0.32	562 (N)

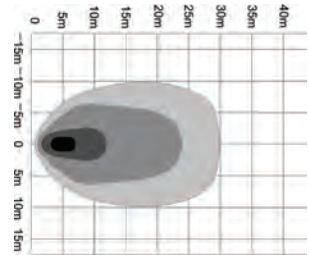
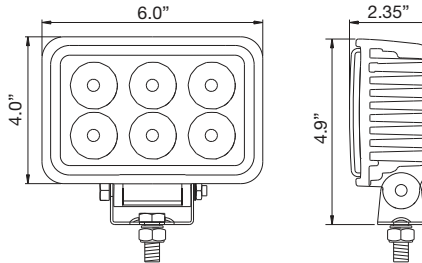
LED Flood and Spot Lights

5.7" Rectangular LED Flood Light



Part No.	Size	LEDs	Amps	Lumens	Color	Base / Mount	Lead Length	Connection	Wt. (lbs.)	Cat.
1492135	5.7"	6	1.5	1620	Clear	SST	18"	Blunt Cut	1.6	562 (N)

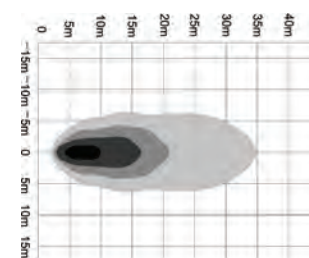
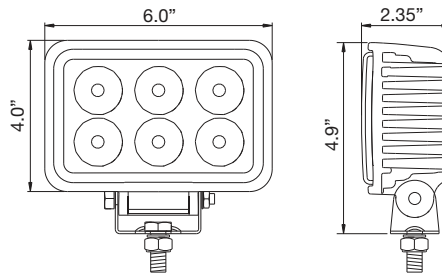
4" x 6" Rectangular LED Flood Lights



Part No.	Size	LEDs	Amps	Lumens	Color	Base / Mount	Lead Length	Connection	Wt. (lbs.)	Cat.
1492118	4 x 6"	6	1.5	1350	Clear	SST	36"	Blunt Cut	1.75	562 (N)
1493118*	4 x 6"	6	1.5	1350	Clear	SST	36"	Blunt Cut	1.75	562 (N)


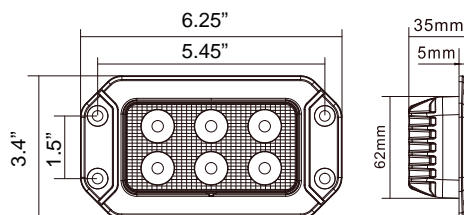
* White Housing

4" x 6" Rectangular LED Spot Light with White Housing




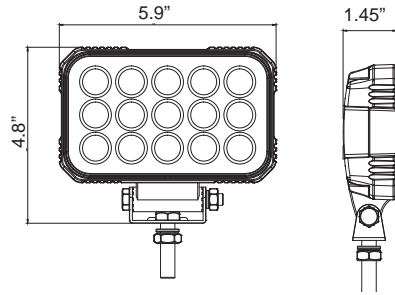
Part No.	Size	LEDs	Amps	Lumens	Color	Base / Mount	Lead Length	Connection	Wt. (lbs.)	Cat.
1493218	4 x 6"	6	1.5	1350	Clear	SST	36"	Blunt Cut	1.75	562 (N)

6.25" x 3.42" Rectangular Flood Light



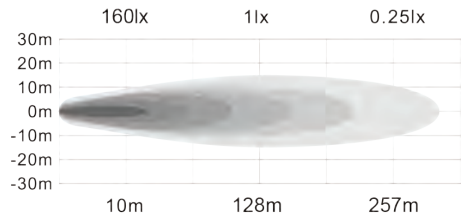
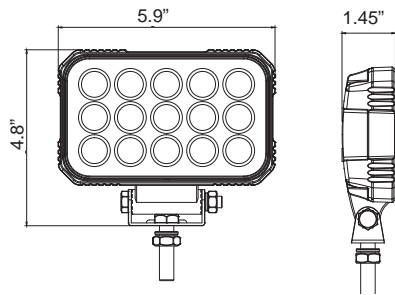
Part No.	Size	LEDs	Amps	Lumens	Color	Base / Mount	Lead Length	Connection	Wt. (lbs.)	Cat.
NEW 1492191	6.25"L x 1.37"W x 3.42"T	6	0.75	1140	Clear	Recessed, Diecast	18"	Blunt Cut	1.2	562 (N)

5.9" x 4.8" Rectangular Flood Light



Part No.	Size	LEDs	Amps	Lumens	Color	Base / Mount	Lead Length	Connection	Wt. (lbs.)	Cat.
NEW 1492190	5.9"L x 1.45" x 4.8"T	15	1.96	4050	Clear	M10-1.5, SST	18"	Blunt Cut	1.6	562 (N)

5.9" x 4.8" Rectangular Spot Light

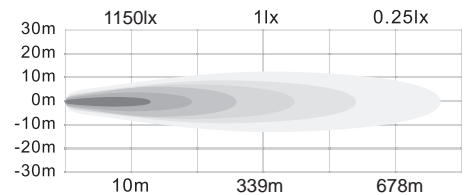
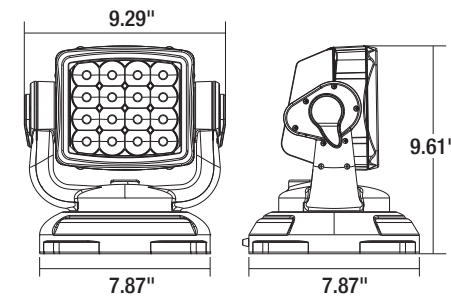


Part No.	Size	LEDs	Amps	Lumens	Color	Base / Mount	Lead Length	Connection	Wt. (lbs.)	Cat.
NEW 1492290	5.9"L x 1.45" x 4.8"T	15	1.96	4050	Clear	SST	18"	Blunt Cut	1.6	562 (N)

16 LED Remote Control Spot Light

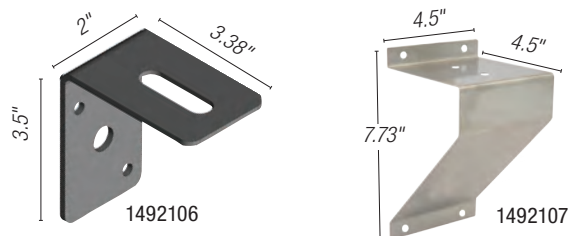


- Horizontal Rotation: 360°
- Vertical Tilt: 110°
- Available Q2 2017



Part No.	Size	LEDs	Amps	Lumens	Color	Base / Mount	Lead Length	Connection	Wt. (lbs.)	Cat.
NEW 1492200	9.29"L x 7.87" x 9.61"T	16	4.75	6720	Clear	Surface	18"	Blunt Cut		562 (N)


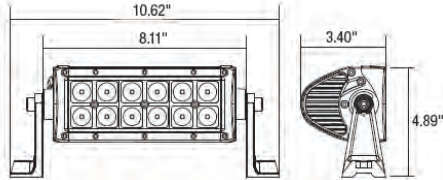
Stainless Steel Mounts




Part No.	Description	Wt. (lbs.)	Cat.
1492106	Stainless Steel Bracket for Flood & Spot Lights	0.47	562 (N)
1492107	Stainless Steel Bracket for Flood & Spot Lights	0.90	562 (N)

LED Spot-Flood Light Bars

8.11" LED Combination Spot-Flood Light Bar




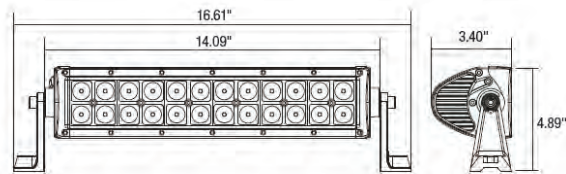
Combo Beam



Spot Beam

Part No.	Size	LEDs	Amps	Lumens	Color	Base / Mount	Lead Length	Connection	Wt. (lbs.)	Cat.
NEW 1492160	8.11"	12	2	3240	Clear	Aluminum	33.5"	Blunt Cut	3.34	562 (N)

14.09" LED Combination Spot-Flood Light Bar




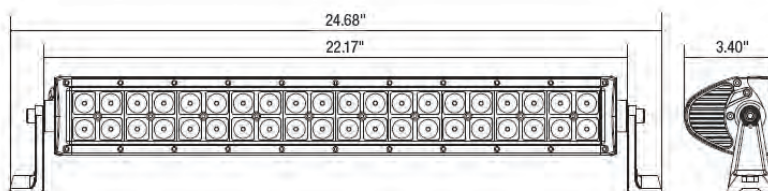
Combo Beam




Spot Beam

Part No.	Size	LEDs	Amps	Lumens	Color	Base / Mount	Lead Length	Connection	Wt. (lbs.)	Cat.
NEW 1492161	14.09"	24	4.20	6480	Clear	Aluminum	33.5"	Blunt Cut	4.98	562 (N)

22.17" LED Combination Spot-Flood Light Bar




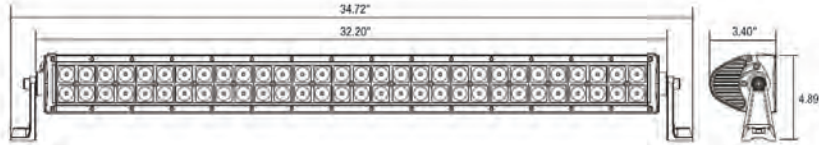
Combo Beam




Spot Beam

Part No.	Size	LEDs	Amps	Lumens	Color	Base / Mount	Lead Length	Connection	Wt. (lbs.)	Cat.
NEW 1492162	22.17"	40	8.20	10800	Clear	Aluminum	52.5"	Blunt Cut	7.34	562 (N)

32.20" LED Combination Spot-Flood Light Bar




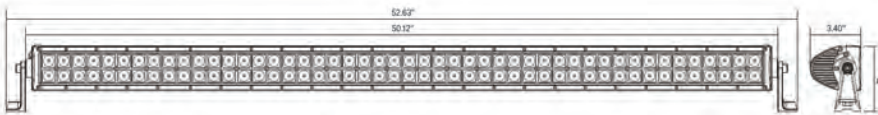
Combo Beam




Spot Beam

Part No.	Size	LEDs	Amps	Lumens	Color	Base / Mount	Lead Length	Connection	Wt. (lbs.)	Cat.
NEW 1492163	32.20"	60	12.00	16200	Clear	Aluminum	52.5"	Blunt Cut	10.15	562 (N)

50.12" LED Combination Spot-Flood Light Bar




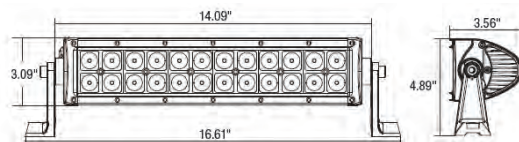
Combo Beam




Spot Beam

Part No.	Size	LEDs	Amps	Lumens	Color	Base / Mount	Lead Length	Connection	Wt. (lbs.)	Cat.
NEW 1492165	50.12"	96	16.60	25920	Clear	Aluminum	52.5"	Blunt Cut	15.42	562 (N)

14.09" LED Curved Combination Spot-Flood Light Bar



Combo Beam


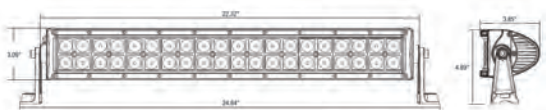


Spot Beam


Part No.	Size	LEDs	Amps	Lumens	Color	Base / Mount	Lead Length	Connection	Wt. (lbs.)	Cat.
NEW 1492171	14.09"	24	4.20	6480	Clear	Aluminum	33.5"	Blunt Cut	4.93	562 (N)

LED Spot-Flood Light Bars

22.32" LED Curved Combination Spot-Flood Light Bar




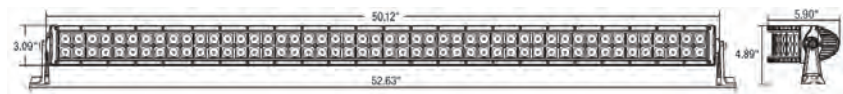
Combo Beam




Spot Beam

Part No.	Size	LEDs	Amps	Lumens	Color	Base / Mount	Lead Length	Connection	Wt. (lbs.)	Cat.
NEW 1492172	22.32"	40	8.20	10800	Clear	Aluminum	52.5"	Blunt Cut	7.29	562 (N)

50.12" LED Curved Combination Spot-Flood Light Bar




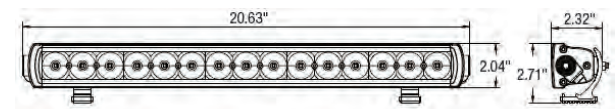
Combo Beam




Spot Beam

Part No.	Size	LEDs	Amps	Lumens	Color	Base / Mount	Lead Length	Connection	Wt. (lbs.)	Cat.
NEW 1492175	50.12"	96	16.60	25920	Clear	Aluminum	52.5"	Blunt Cut	15.51	562 (N)

20.63" LED Combination Spot-Flood Light Bar




Combo Beam




Spot Beam

Part No.	Size	LEDs	Amps	Lumens	Color	Base / Mount	Lead Length	Connection	Wt. (lbs.)	Cat.
NEW 1492182	20.63"	15	2.80	4050	Clear	Aluminum	30.5"	Blunt Cut	3.7	562 (N)

31.97" LED Combination Spot-Flood Light Bar




Combo Beam




Spot Beam

Part No.	Size	LEDs	Amps	Lumens	Color	Base / Mount	Lead Length	Connection	Wt. (lbs.)	Cat.
NEW 1492183	31.97"	24	4.55	6480	Clear	Aluminum	30.5"	Blunt Cut	5.45	562 (N)

39.53" LED Combination Spot-Flood Light Bar



Combo Beam



Spot Beam

Part No.	Size	LEDs	Amps	Lumens	Color	Base / Mount	Lead Length	Connection	Wt. (lbs.)	Cat.
NEW 1492184	39.53"	30	5.78	8100	Clear	Aluminum	30.5"	Blunt Cut	6.62	562 (N)

50.87" LED Combination Spot-Flood Light Bar



Combo Beam



Spot Beam

Part No.	Size	LEDs	Amps	Lumens	Color	Base / Mount	Lead Length	Connection	Wt. (lbs.)	Cat.
NEW 1492185	50.87"	39	7.60	10530	Clear	Aluminum	30.5"	Blunt Cut	8.8	562 (N)

LED Spot-Flood Light Bar Accessories

Rear Mount Mounting Legs, Pair

- For 1492160 & 1492170 Series
- Available Q2 2017



Part No.	Description	Wt. (lbs.)	Cat.
NEW 3034110	Rear Mount Mounting Legs, Pair	0.66	562 (N)

Tube Mount, Pair

- Available Q2 2017



Part No.	Description	Wt. (lbs.)	Cat.
NEW 3035781	Tube Mount, Pair	1.44	562 (N)

Tube X Mount, Pair

- Available Q2 2017



Part No.	Description	Wt. (lbs.)	Cat.
NEW 3035783	Tube X Mount, Pair	1.76	562 (N)

Harness with Single Switch, DT Connection

- For 1492160, 1492170, 1492180 Series Work lights
- Available Q2 2017



Part No.	Description	Wt. (lbs.)	Cat.
NEW 3035768	Harness with Single Switch, DT Connection	0.93	562 (N)

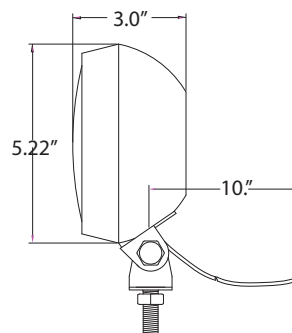
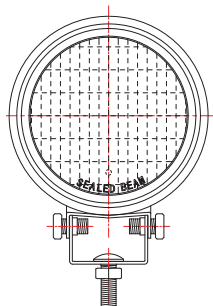
Harness with Single Switch, ATP Connection

- For 1492160, 1492170, 1492180 Series Work lights
- Available Q2 2017



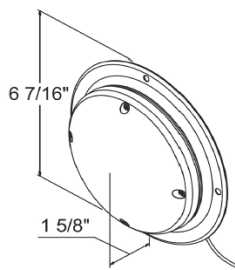
Part No.	Description	Wt. (lbs.)	Cat.
NEW 3035770	Harness with Single Switch, ATP Connection	1.04	562 (N)

5" Sealed Rubber Incandescent Flood Light



Part No.	Size	Amps	Watts	Color	Base / Mount	Lead Length	Connection	Std. Qty.	Wt. (lbs.)	Cat.
1492100	5"	2.92	35	Clear	Zinc	10"	Blunt Cut	1	2.64	562 (N)

5" Round Incandescent Interior Dome Light



Part No.	Size	Amps	Color	Bulb	On-Off Switch	Std. Qty.	Wt. (lbs.)	Cat.
5625030	4.6"	2.2	Clear	1156	Yes	1	0.5	562 (N)

5" Round LED Interior Dome Lights



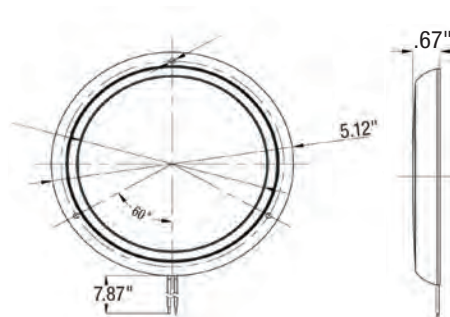
5625336
• for remote switch



5625337
• with built-in switch

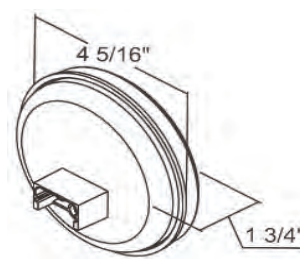
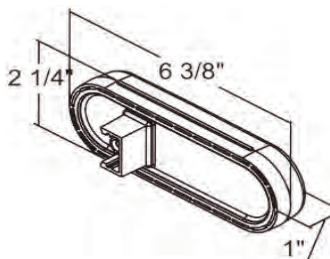


5625338
• with motion sensor



Part No.	Size	LEDs	Amps	Lens Color	Connection	Lumens	Mounting	Std. Qty.	Wt. (lbs.)	Cat.
5625336	5.1"	36	1.5	Clear	8" Blunt Cut	2200	Surface	1	0.39	562 (N)
5625337	5.1"	36	1.5	Clear	8" Blunt Cut	2200	Surface	1	0.39	562 (N)
5625338	5.1"	36	1.5	Clear	8" Blunt Cut	2200	Surface	1	0.39	562 (N)

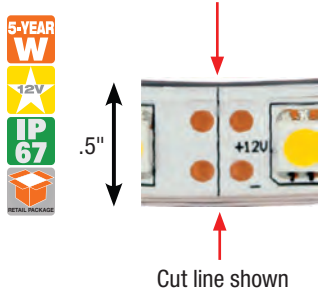
LED Interior Dome Lights



Part No.	Size	LEDs	Lens Color	Connection	Lumens	Mounting	Amp	Std. Qty.	Wt. (lbs.)	Cat.
5626352	6"	10	Clear	PL-3 Connection	80	Grommet	.221	10	0.37	562 (N)
5624352	4"	10	Clear	PL-3 Connection	80	Grommet	.221	10	0.34	562 (N)
Part No.	Size	Description							Wt. (lbs.)	Cat.
5626050	6"	Open Back, Flush Mount Grommet							0.18	562 (N)

LED Strip Lights w/3M™ Adhesive Back

- Commercial grade housing
- Wired at both ends
- End caps and mounting clips included
- Can be cut every 3 LEDs



Part No.	Size	LEDs	Amps	Lumens	Color	Connection	Std. Qty.	Wt. (lbs.)	Cat.
5621827	18"	27	0.41	360	Clear, Warm	Blunt Cut, Both Ends	1	0.31	562-1 (N)
5621928	18"	27	0.41	360	Clear, Cool	Blunt Cut, Both Ends	1	0.31	562-1 (N)
5622436	24"	36	0.54	470	Clear, Warm	Blunt Cut, Both Ends	1	0.35	562-1 (N)
5622537	24"	36	0.54	470	Clear, Cool	Blunt Cut, Both Ends	1	0.35	562-1 (N)
5622638	24"	36	0.54	470	Red	Blunt Cut, Both Ends	1	0.35	562-1 (N)
5622739	24"	36	0.54	470	Blue	Blunt Cut, Both Ends	1	0.35	562-1 (N)
5623654	36'	54	0.81	710	Clear, Warm	Blunt Cut, Both Ends	1	0.40	562-1 (N)
5623755	36'	54	0.81	710	Clear, Cool	Blunt Cut, Both Ends	1	0.40	562-1 (N)
5624872	48"	72	1.12	940	Clear, Warm	Blunt Cut, Both Ends	1	0.44	562-1 (N)
5624973	48"	72	1.12	940	Clear, Cool	Blunt Cut, Both Ends	1	0.44	562-1 (N)
5625074	48"	72	1.12	940	Red	Blunt Cut, Both Ends	1	0.44	562-1 (N)
5625175	48"	72	1.12	940	Blue	Blunt Cut, Both Ends	1	0.44	562-1 (N)
5626090	60"	90	1.30	1180	Clear, Warm	Blunt Cut, Both Ends	1	0.55	562-1 (N)
5626191	60"	90	1.30	1180	Clear, Cool	Blunt Cut, Both Ends	1	0.55	562-1 (N)
5626292	60"	90	1.30	1175	Amber	Blunt Cut, Both Ends	1	0.55	562-1 (N)
56296144	96"	144	2.00	2160	Clear, Warm	Blunt Cut, Both Ends	1	0.88	562-1 (N)
56297145	96"	144	2.00	2160	Clear, Cool	Blunt Cut, Both Ends	1	0.88	562-1 (N)
56298146	96"	144	2.00	1880	Amber	Blunt Cut, Both Ends	1	0.88	562-1 (N)
562109166	108"	165	3.00	2400	Clear, Cool	Blunt Cut, Both Ends	1	1.37	562-1 (N)
562133202	132"	201	4.00	3000	Clear, Cool	Blunt Cut, Both Ends	1	1.37	562-1 (N)

* Special lengths and wire connectors available upon request *

Strobe Controller



- 15 Watts MAX (1.25A@12V)
- Will not work with lengths exceeding 48"
- Mounts with included 3M adhesive foam tape
- Make connections quick with included quick splice connectors
- Works with steady burning 12VDC light(s) up to 1.25A

Part No.	Size	Amps	Operating Temp	Connection	Std. Qty.	Wt. (lbs.)	Cat.
5621001	1" x 1-1/2"	1.25	-22 to 176	6" Lead	1	0.07	562-1 (N)

LED Strip Lights with Inline Switch



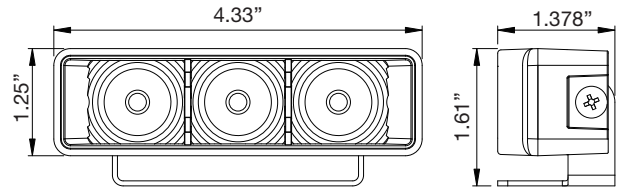
Part No.	Size	LEDs	Amps	Lumens	Color	Connection	Std. Qty.	Wt. (lbs.)	Cat.
56218270	18"	27	0.41	360	Clear, Warm	Blunt Cut, Both Ends	1	0.34	562-1 (N)
56224360	24"	36	0.54	470	Clear, Warm	Blunt Cut, Both Ends	1	0.39	562-1 (N)
56236540	36"	54	0.81	710	Clear, Warm	Blunt Cut, Both Ends	1	0.43	562-1 (N)
56248720	48"	72	1.125	940	Clear, Warm	Blunt Cut, Both Ends	1	0.47	562-1 (N)

Switch comes w/3M adhesive foam tape pre-applied

4.4" LED Projector Light



• Ideal for cab steps and perimeter ground lighting



Part No.	Size	LEDs	Amps	Lumens	Color	Base / Mount	Lead Length	Connection	Std. Qty.	Wt. (lbs.)	Cat.
5624433	4.4"	3	.30	120	Clear	Aluminum/SS Bracket	36"	Blunt Cut	1	0.37	562 (N)

LED Rope Light w/Connections and Mounts



- Mounting hardware and Connections included
- Can be cut every 3 LEDs



Part No.	Size	LEDs	Amps	Lumens	Color	Base / Mount	Connection	Std. Qty.	Wt. (lbs.)	Cat.
5625576	52.5'	576	3.8	48-60/ft.	Clear	Clips	Plug	1	6	562 (N)

Switches

Push Button Panel Mount Momentary 2 Position Switch



- Weatherproof, dust proof, single pole, single throw
- Rubber cap & mounting nut assembly, two screw terminals with lock-washers
- Mounting stem 5/8"-32 Thd., 2 1/32" Long
- Max 35 Amp

Part No.	Description	Cat.
BSW90030	Switch, Momentary Push Button	639 (N)

Master Disconnect Switch



- Single pole battery disconnect, two position (on & off)
- 12V DC, 20A continuous 125A intermittent +15 sec.on,min off
- Two 3/8" copper terminal studs
- Brass mounting stem
- 3/4"-16 Thd., 2 3/32" long, fits through 3/16" thick panel

Part No.	Description	Cat.
SW700	Switch w/Face Plate	639 (N)

50 AMP Rotary Switch



- Heavy-duty 50 AMP rotary switch controls forward and reverse motion of a 12-volt motor. No relay required.
- Momentary on/off/momentary on lever type actuator
- 4 screw terminals with silver laminated contacts.
- Zinc plated steel case
- M12 x 1.0 mounting threads
- Aluminum name plate included

Part No.	Description	Cat.
SW710	Switch, 50 AMP, Rotary, Momentary	639 (N)

Push Button Flange Mount 2 Position Switch



- Single pole, single throw switch with 5/16"-24 Thd.
- Stud terminals 29/32" mounting holes 1-3/4" on center
- Top of button extends 1" above faceplate

Part No.	Description	Cat.
BSW002	Switch, Tailgate, Heavy-Duty	639 (N)


12 Volt Momentary Switch



- Push for ON, Spring return for OFF
- Two brass terminals
- Two 5/8"-32 brass screws
- 2-5/16" long OD
- 5/8" diameter mounting hole, fits through 3/4" panel thickness
- Moisture repellent insulator

Part No.	Description	Cat.
SW901	Switch, Momentary,12V, (2) Terminals	639 (N)

12V Recessed Toggle Switch w/2 Blade Terminals, Panel Mount



- 12 VDC, 10 AMP switch with panel mount
- Two blade terminals
- Recessed pan protects switch from impacts & accidental activation
- 20 gauge zinc plated steel pan
- 2" diameter mounting hole



Part No.	Description	Cat.
SW911	Switch, Toggle, 12V (2) Blade Terminals	639 (N)
SW9111	Switch, Toggle, REC, 12V (2) Blade Terminals	639 (N)

Master Battery Isolator Switch



- Rated 100 amps continuous, 500 amps surge, at 12 volts
- Four 3/16" diameter mounting holes
- Key and water resistant cover included

6391201
replacement key

Part No.	Description	Cat.
6391200	Isolator, Battery, Master, Switch, Water	639 (N)

Battery Disconnect



- 2500 Amp Surge/250 Amp Continuous for 5 Seconds
- 12-24VDC
- Complies with OSHA 1910.147 Lock-out/Tag-out

Part No.	Description	Cat.
6391005	Battery Disconnect Switch, Dual, 250A	639 (N)

Dual Battery Disconnect Switch



- 1000 Amp Surge/300 Amp Continuous for 5 Seconds
- 12-28 VDC
- IP54 Rated
- Silver Plated Contacts

Part No.	Description	Cat.
6391050	Battery Disconnect Switch, Dual, 300A	639 (N)

Pre-wired Strobe Switch



- On-off, Flash Pattern Control
- 15' Pre-wired cable
- 10 Amp
- 2-1/2" L x 1-1/2"W x 1"H
- Commonly used with strobes on pages C19-C26

Part No.	Description	Cat.
6391215	Switch Panel, On-Off w/Flash Pattern	639 (N)

Strobe Controller



- LED Strobe Flasher
- Includes 2-sided 3M mounting tape and 3 wire taps
- 12-24V
- 1.25 Amps
- Commonly used with strip lights (pg. 60)

Part No.	Description	Cat.
5621001	Controller, Strobe, LED, 12VDC, 1.25 AMPS	639 (N)

Mini Round Rocker Switches



6391102

6391103

6391105



- .75" mini rocker switch

Front View

6391100

Part No.	Description	Cat.
6391100	On-Off, Illuminated	639 (N)
6391102	On-Off	639 (N)
6391103	On-Off-On	639 (N)
6391105	Momentary-On	639 (N)

Switches

Pre-wired Switch Panels with Aluminum Bracket



6391001

- Single Switch Panel, Prewired and fused
- 10 Amp, On-Off
- 2" L x 1.625" W x 2.25"T
- Backlit



6391002

- Double Switch Panel
- 15 Amp, On-Off
- 3" L x 1.625" W x 2.25"T
- Backlit



6391003

- Triple Switch Panel, Prewired and fused
- 20 Amp, On-Off
- 3.875" L x 1.625" W x 2.25"T
- Backlit



6391004

- Quad Switch Panel (2)
- 10 Amp
- On-Off
- 4.75" L x 1.625" W x 2.25"T
- Backlit

Part No.	Description	Cat.
6391001	Switch Panel, Single, On-Off Illuminated	639 (N)
6391002	Switch Panel, Double, On-Off Illuminated	639 (N)
6391003	Switch Panel, Triple, On-Off Illuminated	639 (N)
6391004	Switch Panel, Quad, On-Off Illuminated	639 (N)
6391101	Switch, Rocker, 12VDC On/Off Red,	639 (N)

Switch Panels



6391204



6391205



6391206, 6391207



6391208



6391209

Part No.	Description	Cat.
6391204	4 Switch Panel: (3) On/Off, (1) Momentary	639 (N)
6391205	5 Switch Panel: (3) Lights, (1) Flash Button, (1) On/Off	639 (N)
6391206	6 Switch Panel: (4) On/Off, (2) Momentary, with LED Indicators and Harnesses, used with Modular 49", 54", & 60" Light Bars	639 (N)
6391207	6 Switch Panel: (4) On/Off, (2) Momentary, with LED Indicators and Harnesses, used with 8894037 & 8894047 Directional Warning Lights	639 (N)
6391208	Switch Panel, 7 Function, Multi-Purpose, Programmable used with Modular 49", 54", & 60" Light Bars (Available Q3 2017)	639 (N)
6391209	Switch Panel, 8 Function, Multi-Purpose, Programmable, w/Relays used with Modular 49", 54", & 60" Light Bars (Available Q3 2017)	639 (N)

Pre-wired Switch Boxes



6391104



6391106

- Pre-wired switch boxes fused with relay & circuit breaker

Part No.	Description	Cat.
6391104	4- Function Backlit Switch Box (3) 20 Amp, (1) 40 Amp	639 (N)
6391106	6- Function Backlit Switch Box (5) 20 Amp, (1) 40 Amp	639 (N)
6391101	Mini Rocker Switch, On-Off, Illuminated, Replacement	639 (N)

Prewired Switch Panel



- Each push button is back lit and accommodates a custom legend (included)
- LED status indicator for each switch
- 15 amps/switch power module
- See buyersproducts.com for more details

Part No.	Description	Cat.
NEW 6391308	8 Function Panel Switch, Illuminated-On, Prewired (Available Q2 2017)	639 (N)

Junction Boxes




5601100



5601101

Part No.	Description	Cat.
5601100	PP Electrical Junction Box with 7 Terminals 8-3/8" L x 3-7/8" W x 2-3/8" T	639 (N)
5601101	ABS Electrical Junction Box with 7 Color-Coded Terminals, Retail Packaged 8" L x 3-1/4" W x 2-3/16" T	639 (N)


Disconnect Timer, Low Voltage



- 12 Volt 20 Amp solid state
- Over current protection
- 4-wire terminal
- Compact size
- Durable metal case

Part No.	Description	Cat.
5601012	Disconnect, Power, Voltage, Low, 5 Min	639 (N)

Dual Fuse Holders



- Turns one fuse slot into two.
- Fuse not included.

Part No.	Description	Cat.
5601000	Dual Fuse Holder Dual ATM Mini Fuse Holder 10 Amp Main, 5 Amp Added	639 (N)
5601005	Dual Fuse Holder Dual ATM Type Low Profile, 10 Amp Main, 5 Amp Added	639 (N)
5601007	Dual Fuse Holder Dual ATM Type Micro, 10 Amp Main, 5 Amp Added	639 (N)
5601010	Dual Fuse Holder Dual ATO/ATC Fuse Holder 10 Amp Main, 5 Amp Added	639 (N)

12 Volt Plastic Case Solenoid (Insulated)



1306317



1304719

- Continuous-duty
- Waterproof, sealed design
- 11/32" holes, 3" on center
- 5/16"-24 Thd. terminals
- 10-32 coil terminals

Part No.	Description	Cat.
1306317	Solenoid, 12V, Motor Relay, Continuous	639 (N)
1304719	Solenoid, 12V, 150 AMP, Motor Relay, Intermittent	639 (N)

12 Volt Plastic Case Solenoid (Insulated)



1306070



1306300

- 5/16"-24 Thd. terminals
- 9/32" x 25/64" holes, 27/64" on center

Part No.	Description	Cat.
1306070	Intermittent-duty, +12V to Activate	639 (N)
1306300	Intermittent-duty, GND to Activate	639 (N)

Solenoids, Switches, Motors


12 Volt Steel Case Solenoid (Grounded) (Insulated)



- **B98596:**
 - Continuous-duty
 - 5/16"-24 Thd. terminals
 - 12 volts applied to center terminal activates solenoid
- **1306505:**
 - Continuous-duty
 - 5/16"-24 thread terminals
 - 29/32" x 25/64" holes, 27/64" on center
 - Ground connection applied to center terminal activates solenoid

Part No.	Description	Cat.
B98596	Solenoid-Steel Case w/Slots	639 (N)
1306505	Solenoid, Steel, Ground-Activate	639 (N)

Solenoid Switch Kit



- 150 AMPS, grounded coils
- Alloy silver-plated contact material, intermittent-duty
- Ideal for any application that requires reversing motion (truck winch, tarp systems, boat lifts, RV slide-out, RV leveling systems)

Part No.	Description	Cat.
1306600	Solenoid, grounded, Reversing Polarity	639 (N)
3014186	Plastic Cover for 1306600	639 (N)

12 Volt Steel Case Solenoid (Insulated)



- Continuous-duty
- 5/16"-24 thread terminals
- Ground connection applied to center terminal activates solenoid
- Compares to Cole-Hersee® #24059

Part No.	Description	Cat.
1306515	Solenoid, Steel, 12V, Continuous Duty	639 (N)

Rocker Switch & Bracket



- Commonly used with tarp gear motors

shown with bracket installed must purchase separately

Part No.	Description	Cat.
3014187	12 Volt, Double Momentary Open/Close	639 (N)
3014188	Rocker Switch Bracket	639 (N)

Clockwise Rotation Motor

- Tang Shaft



Part No.	Description	Cat.
M3200	12 Volt D.C. Motor Less Drive End Tang Shaft	639 (N)

Counter Clockwise Rotation Motor

- Tang Shaft



Part No.	Description	Cat.
M3100	12 Volt D.C. Motor Less Drive End, Tang Shaft	639 (N)

Bi-Rotational Motor



Part No.	Description	Cat.
M3300	12 Volt, DC Motor	639 (N)

Clockwise Rotation Motor



Part No.	Description	Cat.
M3400	12 Volt D.C. Motor w/9-Spline Output Shaft	639 (N)

Canister Type Solenoid




- Push for ON, Spring return for off
- 5/16"-24 Thd. terminals
- 1" diameter mounting hole
- Fits through 1/4" panel thickness
- Button extends 1" above faceplate

Part No.	Description	Cat.
B63322	Solenoid - Canister	639 (N)

Hi-Amp Circuit Breakers



- For cranes, dump hoists, liftgates, plows, spreaders, etc.
- Auto reset or a manual reset, push-to-trip
- 1/4-28 silver plated studs and stainless steel nuts with rubber boots
- Waterproof




Part No.	Description	Cat.
CB30PB	30 Amp, Manual Reset, Push-to-Trip	560 (N)
CB50PB	50 Am, Manual Reset, Push-to-Trip	560 (N)
CB60	60 Amp, Auto Reset	560 (N)
CB60PB	60 Amp Manual Reset, Push-to-Trip	560 (N)
CB80PB	80 Amp, Manual Reset, Push-to-Trip	560 (N)
CB90PB	90 Amp, Manual Reset, Push-to-Trip	560 (N)
CB100PB	100 Amp Manual Reset, Push-to-Trip	560 (N)
CB120PB	120 Amp Manual Reset, Push-to-Trip	560 (N)
CB150	150 Amp, Auto Reset	560 (N)
CB150PB	150 Amp Manual Reset, Push-to-Trip	560 (N)
CB200PB	200 Amp, Manual Reset, Push-to-Trip	560 (N)
CB1	Terminal Adapter	520 (N)

Hi-Amp Large Frame Circuit Breakers



- For cranes, dump hoists, liftgates, plows, spreaders, etc.
- Auto reset or a manual reset, push-to-trip
- 3/8" silver plated steel studs and nuts with rubber boots provide additional clearance for heavy gauge connectors
- Waterproof



Part No.	Description	Cat.
CB151	150 Amp, Auto Reset	560 (N)
CB151PB	150 Amp, Manual Reset, Push-to-Trip	560 (N)
CB201	200 Amp, Auto Reset	560 (N)
CB201PB	200 Amp Manual Reset, Push-to-Trip	560 (N)
NEW CB251PB	250 Amp Manual Reset, Push-to-Trip	560 (N)

Meters, Battery Bolt Adapters, Booster Cables


Hour Meter



- Low power, low cost reliable hour meter with quartz timing
- Compact, tamper proof meter is sealed against moisture and dirt
- Mechanical indicating counter requires no battery
- 2.75" dia. x 1.875" deep

Part No.	Description	Cat.
B40B45	10-80V DC Hour Meter	630 (N)

Brass Battery Bolt Adapters, Bulk



- Organize and protect battery connections
- Reduce corrosion of battery and connections
- Reduce warranty claims
- Replaces standard battery bolts
- Attach lights, backup alarms, lift gates, plows, spreaders, winches, etc.

Part No.	Description	Cat.
BA1	Bolt, Brass, Side Terminal, 3/8-16	520 (N)
BA2	Bolt, Brass, Side Terminal, 3/8-24	520 (N)
BA3	Bolt, Brass, Top Term, Bulk w/Nut	520 (N)
BA4	Bolt, Brass, Terminal Tap & Ground, Side Mount Bulk	520 (N)

Booster Cables with Quick Connect




- 22' Booster cable plus 6' battery side cable with quick connects
- 4 AWG insulated cable
- 600 Amp



Blue Quick Connector



Gray Quick Connector



Part No.	Description	Cat.
5601025	Cables with Gray Quick Connect, 28 ft.	560 (N)
5601026	Cables w/ Blue Quick Connect, 28 ft.	560 (N)
5601015	Gray Quick Connect Replacement Set	560 (N)
5601016	Blue Quick Connect Replacement Set	560 (N)
5601020	6' Battery Side Cable w/Gray Quick Connect	560 (N)
5601021	6' Battery Side Cable w/Blue Quick Connect	560 (N)

7" Rear Observation Camera System & Accessories



- 7" TFT LCD color monitor
- Auto reverse "on"
- Audio on versions 8881200, 8881270, 8882100, 8882200
- Adjustable mounts
- 4-Pin connectors
- Night vision camera
- Multiple camera capable
- Wireless remote



Part No.	Description	Cat.
8881200	Rear Observation System w/Standard Camera	888 (N)

Quad Screen Rear Observation Camera System



- 7" TFT-LCD Quad Screen Color Monitor
- Auto reverse "on"
- Audio
- Adjustable mounts
- 4-Pin connectors
- Heated night vision camera
- Multiple camera capable
- Wireless remote
- 65' cable

Part No.	Description	Cat.
8881270	Rear Observation System, Quad Screen with Standard Camera	888 (N)

Rear Observation System for 2015+ Ford Transit



- 7" TFT-LCD Digital Color Monitor replaces OEM mirror
- 170 Degree Backup camera mounted in replacement 3rd Brake light housing
- Multi camera capable
- Wireless remote



Part No.	Description	Cat.
8881250	Rear Observation System, w/8891216 License Plate Camera	888 (N)

Part No.	Description	Cat.
8882200	Rear Observation System, 2015+ Ford Transit	888 (N)

OEM Rear Observation System



- 4.3" TFT-LCD Mirror Monitor replaces OEM mirror
- Illuminated touch screen buttons
- Compact, IP68 back-up camera w/night vision



Part No.	Description	Cat.
8881260	Rear Observation System, w/8881212 Recessed Camera	888 (N)

Part No.	Description	Cat.
8882300	Rear Observation System, Universal, OEM* 4.3" Monitor w/Compact Camera	888 (N)

5.6" Rear Observation Camera System



- 5.6" TFT LCD color monitor
- Auto reverse "on"
- Audio
- Adjustable mounts
- 4-Pin connectors
- Night vision camera
- Multiple camera capable
- Wireless remote



Part No.	Description	Cat.
NEW 8882500	5.6" Rear Observation System w/Standard Camera (Available Q2 2017)	888 (N)

Universal Camera Washing System



- 12-24 VDC
- 12.7 PSI fluid pressure
- 1.5 quart fluid tank
- 9.5ft fluid tube
- 32ft power cable
- Touch pad controller



Part No.	Description	Cat.
NEW 8882150	Universal Camera Washing System (Camera Not Included)	888 (N)

Wireless Rear Observation Camera System



- 7" TFT LCD Quad Screen Color Monitor w/adj. vacuum mount
- 70' Digital Wireless Range
- 130 Degree viewing angle camera
- Wireless remote control
- Multi-Camera Capable



Part No.	Description	Cat.
8882100	Wireless Rear Observation System*	888 (N)

Standard Camera



Part No.	Description	Cat.
8881211	Camera, Standard, IP67, Night Vision, Heated, Audio	888 (N)
8882150	Universal Camera Washing System, 12-24 VDC, works w/8881211	888 (N)

Bullet Camera



Part No.	Description	Cat.
8881212	Camera, Recessed 1" Dia. Bullet, IP67, Night Vision	888 (N)

Standard Wireless Camera



Part No.	Description	Cat.
8882111	Camera, Standard, IP67, Night Vision, Heated, Wireless	888 (N)

Night Vision Side Camera



Part No.	Description	Cat.
8881214	Camera, Side, Universal, IP67, Night Vision	888 (N)

License Plate Mount Camera



Part No.	Description	Cat.
8881216	License Plate Mount, Waterproof, 4-Pin	888 (N)

Cable (Camera)



Part No.	Description	Cat.
8881221	Cable, 16'/5m	888 (N)
8881222	Cable, 32'/10m	888 (N)
8881224	Cable, 65'/20m	888 (N)
8881225	Cable, 82'/25m	888 (N)

Monitor Mount



Part No.	Description	Cat.
3026271	Mount, Adjustable, Ball and Socket Pedestal	888 (N)

Heavy-Duty Towing Light Set



- Durable 30' cord with 4-pole spring plug easily activates turn signal, brakes and tail lights
- Visible for up to one mile
- Includes plastic storage case



Part No.	Description	Cat.
TL257M	Towing Lights, Plastic Storage Case	889 (N)

Self-Grounding Back-Up Alarms



- Low frequency tone
- Epoxy sealed from moisture, dust & vibration
- Self-grounding
- Full-color display box
- Meets OSHA, Bureau of Mines, GSA & all state regulations




BA0972



BA102/BA107

Part No.	Description	Cat.
BA0972	97 dB, 4" L x 1-5/8" W x 2-5/8"	888 (N)
BA102	102 dB, 4" L x 1-5/8" W x 2-5/8"	888 (N)
BA107	107 dB, 4" L x 1-3/4" W x 3-1/16" T	888 (N)

Conspicuity Tape



- DOT approved
- ASTM D4956 - 93B Type V
- LS300C
- FP92
- NHTSA 49 CFT, Part 571, DOT-C2
- 5-Year Rating

Part No.	Description	Cat.
CT150RW	150' Roll, 11" Red-7" White	889 (N)

Spreader Light Bar Kits

44" Round LED Light Bar Kit



- Fixed & hinged mounting options included



Part No.	Description	Cat.
8891144 (round)	(1) 304 Stainless Steel Light Box, Dimensions: 44" L x 8" H x 3" D	889 (N)
	(2) 4" Round STT Lights, 10 Red LEDs	
	(2) 4" Round Strobe Lights, 24 Amber LEDs	
	(3) 2.5" Round Marker Lights 4 Red LEDs	
	(1) Wire Harness	
	(2) LED Load Equalizers	

44" Oval LED Light Bar Kit



- Fixed & hinged mounting options included



Part No.	Description	Cat.
8891145 (oval)	(1) 304 Stainless Steel Light Box, Dimensions: 44" L x 8" H x 3" D	889 (N)
	(2) 6" Oval STT lights, 10 red LEDs	
	(2) 6" Oval strobe lights, 24 amber LEDs	
	(3) 2.5" Round marker lights 4 red LEDs	
	(1) Wire Harness	
	(2) LED Load Equalizers	

66" Oval LED Light Bar Kit



- Fixed & hinged mounting options included



Part No.	Description	Cat.
8891150 (oval)	(1) 304 Stainless Steel Light Box Dimensions: 66" L x 4" H x 3" D	889 (N)
	(2) 6.5" Oval STT Lights, 10 Red LEDs	
	(2) 6.5" Oval Strobe Lights, 24 Amber LEDs	
	(3) .75" Round Marker Lights, 3 Red LEDs	
	(1) Wire Harness	
	(2) LED Load Equalizers/Turn Signal	

66" Round LED Light Bar Kit



- Fixed & hinged mounting options included



Part No.	Description	Cat.
8891166 (round)	(1) 304 Stainless Steel Light Box Dimensions: 66" L x 8" H x 3" D	889 (N)
	(2) 4" Round STT Lights, 10 Red LEDs	
	(2) 4" Round Back-Up Light, 10 Clear LEDs	
	(2) 4" Round Strobe Lights, 24 Amber LEDs	
	(3) 2.5" Round Marker Lights, 4 Red LEDs	
	(1) Wire Harness	
	(2) LED Load Equalizers	

66" Round LED Light Bar Kit



- Fixed & hinged mounting options included



Part No.	Description	Cat.
8891167 (round)	(1) 304 Stainless Steel Light Box Dimensions: 66" L x 8" H x 3" D	889 (N)
	(4) 4" Round STT Lights, 10 Red LEDs	
	(2) 4" Round Strobe Lights, 24 Amber LEDs	
	(3) 2.5" Round Marker Lights, 4 Red LEDs	
	(1) Wire Harness	
	(2) LED Load Equalizers	

66" Oval LED Light Bar Kit



- Fixed & hinged mounting options included



Part No.	Description	Cat.
8891168 (oval)	(1) 304 Stainless Steel Light Box Dimensions: 66" L x 8" H x 3" D	889 (N)
	(2) 6" Oval STT Lights, 10 Red LEDs	
	(2) 6" Oval Back-Up Light, 10 Clear LEDs	
	(2) 6" Oval Strobe Lights, 24 Amber LEDs	
	(3) 2.5" Round Marker Lights, 4 Red LEDs	
	(1) Wire Harness (2) LED Load Equalizers	

66" Oval LED Light Bar Kit



- Fixed & hinged mounting options included



Part No.	Description	Cat.
8891169 (oval)	(1) 304 Stainless Steel Light Box Dimensions: 66" L x 8" H x 3" D	889 (N)
	(4) 6" Oval STT Lights, 10 Red LEDs	
	(2) 6" Oval Strobe Lights, 24 Amber LEDs	
	(3) 2.5" Round Marker Lights, 4 Red LEDs	
	(1) Wire Harness	
	(2) LED Load Equalizers	

77" Oval LED Light Bar Kit



- Fixed & hinged mounting options included



Part No.	Description	Cat.
8891177	(1) 304 Stainless Steel Light Box Dimensions: 77" L x 4" H x 3" D	889 (N)
	(2) 6.5" Oval Strobe Lights, 24 Amber LEDs	
	(2) 6.5" Oval Backup Lights, 10 Clear LEDs	
	(2) 6.5" Oval STT, 10 Red LEDs	
	(3) .75" Round Marker Lights, 3 Red LEDs	
	(1) Wire Harness	
	(1) LED Load Equalizer, Turn signal	

77" Oval LED Light Bar Kit



- Fixed & hinged mounting options included



Part No.	Description	Cat.
8891178	(1) 304 Stainless Steel Light Box Dimensions: 77" L x 8" H x 3" D	889 (N)
	(4) 6" Oval STT Lights, 10 Red LEDs	
	(2) 6" Oval Strobe Lights, 24 Amber LEDs	
	(3) .75" Round Marker Lights, 3 Red LEDs	
	(1) Wire Harness	
	(2) LED Load Equalizers/Turn Signal	

DOT Light Bars

44" 304 Stainless Steel DOT Light Bars Only w/Mounts for Round Lights


- Fixed & Hinged Mounting Options
- Stainless Steel DOT Light Bars Only (Mounts Included)



Part No.	Description	Cat.
LB8443SST (round)	7 Hole Round, 8" x 3" x 44" (No Lights)	889 (N)

44" 304 Stainless Steel DOT Light Bars Only w/Mounts for Oval Lights

- Fixed & Hinged Mounting Options
- Stainless Steel DOT Light Bars Only (Mounts Included)



Part No.	Description	Cat.
LB8445SST (oval)	7 Hole (3 Round, 4 Oval), 8" x 3" x 44" (No Lights)	889 (N)

66" 304 Stainless Steel DOT Light Bars Only w/Mounts for Round Lights

- Fixed & Hinged Mounting Options
- Stainless Steel DOT Light Bars Only (Mounts Included)



Part No.	Description	Cat.
LB8663SST (round)	9 Hole Round, 8" x 3" x 66" (No Lights)	889 (N)

66" 304 Stainless Steel DOT Light Bars Only w/Mounts for Oval Lights

- Fixed & Hinged Mounting Options
- Stainless Steel DOT Light Bars Only (Mounts Included)



Part No.	Description	Cat.
LB8665SST (oval)	9 Hole Round (3 Round, 6 Oval), 8" x 3" x 66" (No Lights)	889 (N)

66" 304 Stainless Steel DOT Light Bars Only w/Mounts for Oval Lights

- 4 Hole Oval, 3 hole 3/4" ID marker light holes



Part No.	Description	Cat.
LB4663SST	4" x 3" x 66" (No Lights)	889 (N)


77" 304 Stainless Steel DOT Light Bars Only w/Mounts for Oval Lights

- 6 Hole Oval, 3 hole 3/4" ID marker light holes



Part No.	Description	Cat.
LB4773SST	4" x 3" x 77" (No Lights)	889 (N)

Wiring Harness



- Wiring Harness, 12- Ft. lead, universal rear DOT
- 7 & 9 light bar wiring

5609000

Part No.	Description	Cat.
5609000	12" Wiring Harness	889 (N)
5609001	12" Wiring Harness w/3 Female Bullet Connectors for use with 3/4" ID Marker Lights w/Male Bullet Connectors on LB4663SST and LB4773SST	889 (N)

Universal Snowplow Light Kit



- Dual beam halogen headlamps with turn signal/parking light
- High-impact polycarbonate case
- Double-post mounts
- Includes universal wiring harness

Part No.	Description	Cat.
1311100	Universal Light Kit	889 (N)
1311110	Headlight Adapter for International® Trucks	889 (N)
3014194	Low Beam Replacement Bulb	889 (N)
3014193	Hi Beam Replacement Bulb	889 (N)
1311103	Park/Turn, Amber, Replacement Bulb	889 (N)

Stainless Steel Truck Hood Light Brackets



PLB12SS for use w/1311100 dual stud plow lights


PLB11SS for use w/single stud plow lights

- Kit Includes driver & passenger side bracket, gaskets & fasteners
- Stainless steel
- Universal fit for med./hvy. class truck hoods: Ford, Freightliner, GMC, International, Mack, Peterbilt, Sterling, Volvo

Part No.	Description	Cat.
PLB11SS	Unwelded Bracket, Stainless Steel w/Hardware	889 (N)
PLB12SS	Unwelded Bracket, Extended, Stainless Steel w/Hardware	889 (N)


DOT Light Boxes

Single Oval and Single Rectangle Light Boxes




Part No.	Description	Cat.
LB383	Single Oval, Black Powder Coat Steel, (3" x 8" x 3")	520 (N)
LB383SL	Single Oval w/Side Light, Black Powder Coat Steel, (3" x 8" x 3")	520 (N)
LB383SST	Single Oval, Stainless Steel, (3" x 8" x 3")	520 (N)
LB383ALDT	Single Oval, Diamond Tread Aluminum, (3" x 8" x 3")	520 (N)
LB383SLALDT	Single Oval, Side Light, Diamond Tread Aluminum, (3" x 8" x 3")	520 (N)
LB383ALSM	Single Oval, Smooth Aluminum, (3" x 8" x 3")	520 (N)
LB383P	Single Oval, Black Polymer, (3" x 8" x 3")	520 (N)
NEW LB384	Single Oval, Both Front and Back, Black Powder Coated Steel, (3" x 8" x 4")	520 (N)
LB384SST	Single Oval, Both Front and Back, Stainless Steel, (3" x 8" x 3")	520 (N)
LB743	Single Rectangle, Black Powder Coat Steel, (7" x 4" x 3")	520 (N)

Dual Oval Light Boxes




Part No.	Description	Cat.
LB3163	Dual Oval Black Powder Coat Steel, (3" x 16" x 3")	520 (N)
LB3163SST	Dual Oval Stainless Steel, (3" x 16" x 3")	520 (N)
LB3163ALDT	Dual Oval Diamond Tread Aluminum, (3" x 16" x 3")	520 (N)
LB3163SLALDT	Dual Oval Side Light, Diamond Tread Aluminum, (3" x 16" x 3")	520 (N)
LB3163SLSST	Dual Oval Side Light, Stainless Steel, (3" x 16" x 3")	520 (N)

Triple Oval Light Boxes



Part No.	Description	Cat.
LB3253	Triple Oval, Black Powder Coat Steel, (3" x 25" x 3")	520 (N)
LB3253ALDT	Triple Oval Diamond Tread Aluminum, (3" x 25" x 3")	520 (N)
LB3253SST	Triple Oval Stainless Steel, (3" x 25" x 3")	520 (N)
LB8133	Triple Oval Vertical or Horiz, Steel, Gray Primer, (8" x 13" x 3")	520 (N)

Single Round Light Boxes



Part No.	Description	Cat.
LB663	Single Round Black Powder Coat Steel, (6" x 6" x 3")	520 (N)
LB663SL	Single Round w/2" Side Light, Black Powder Coat Steel, (6" x 6" x 3")	520 (N)
LB663ALDT	Single Round Diamond Tread Aluminum, (6" x 6" x 3")	520 (N)
LB663SLALDT	Single Round w/2" Side Light, Diamond Tread Aluminum, (6" x 6" x 3")	520 (N)
LB663ALSM	Single Round Smooth Aluminum, (6" x 6" x 3")	520 (N)
LB663SST	Single Round Stainless Steel, (6" x 6" x 3")	520 (N)

DOT Light Boxes

Dual Round Light Boxes




Part No.	Description	Cat.
LB6123	Dual Round, Black Powder Coat Steel, (6" x 12" x 3")	520 (N)
LB6123SST	Dual Round, Stainless Steel, (6" x 12" x 3")	520 (N)
LB6123ALDT	Dual Round, Diamond Tread Aluminum, (6" x 12" x 3")	520 (N)

Triple Round Light Boxes

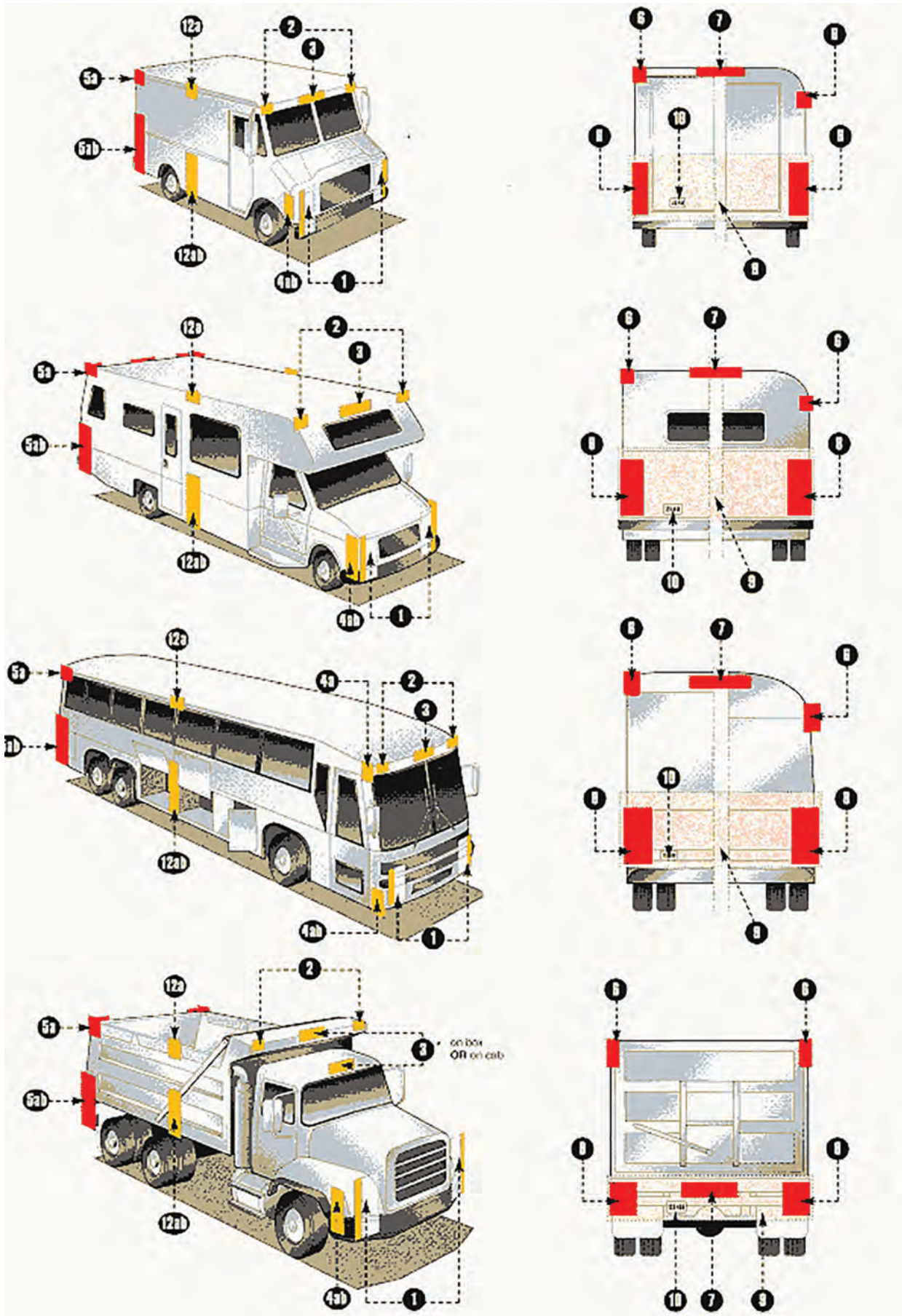


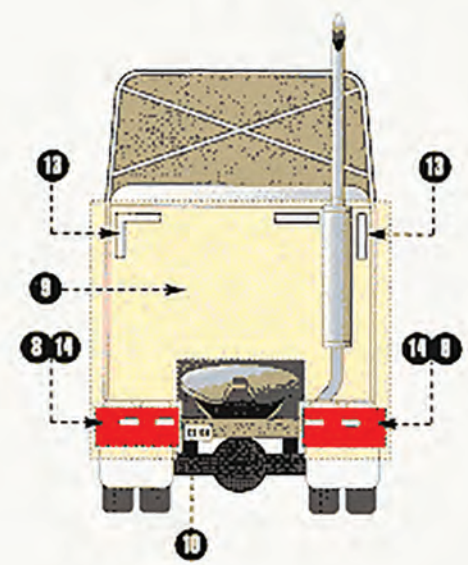
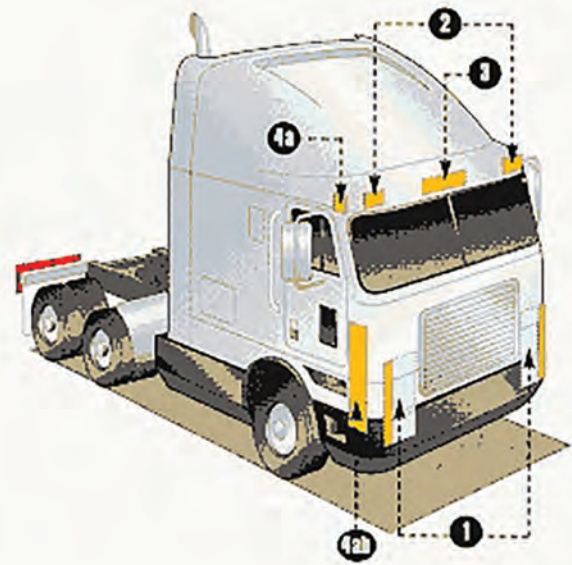
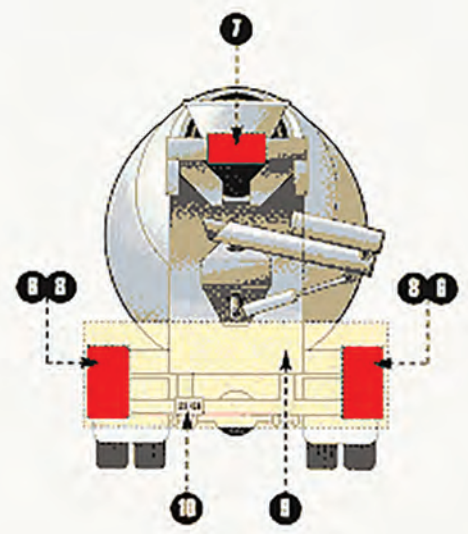
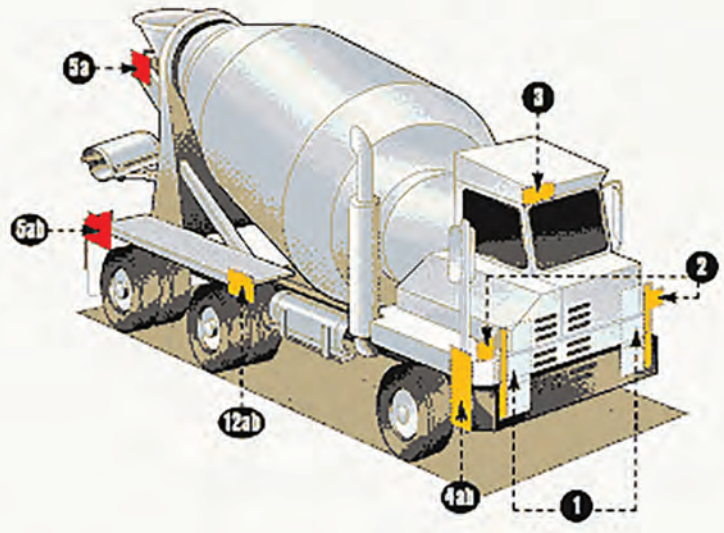
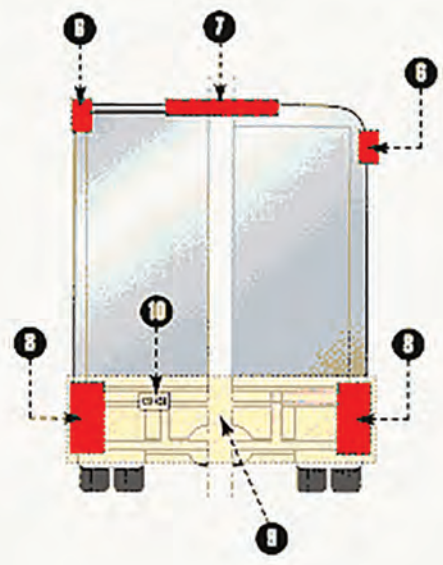
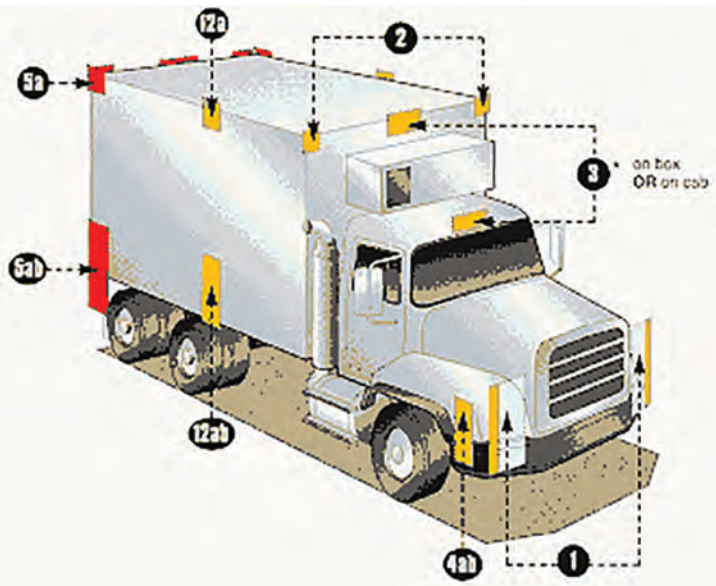
Part No.	Description	Cat.
LB6183	Triple Round, Black Powder Coat Steel, (6" x 18" x 3")	520 (N)
LB6183SST	Triple Round Stainless Steel	520 (N)
LB6183ALDT	Triple Round, Diamond Tread Aluminum	520 (N)

DOT Light Mounting Brackets



Part No.	Description	Cat.
LB1	Single Oval, Black, 8.25" x 4.0"	520 (N)
LB1SS	Single Oval, Stainless Steel, 8.25" x 4.0"	520 (N)
LB253	Triple Round, Black, 8.25" x 4.0" for 2.5" Lights	520 (N)





IMPORTANT NOTE: Every lamp, reflex reflector, and conspicuity treatment (device) must be permanently attached in the location specified below and must comply with all applicable requirements prescribed for it by FMVSS/CMVSS 108. The face of any device on the front/rear and sides should be, respectively perpendicular and parallel to vehicle centerline, unless it is photometrically certified at installation angle. No part of the vehicle shall prevent any device from meeting its prescribed requirements unless an auxiliary device meeting all prescribed requirements is installed.

In Canada: Manufacturers and importers of vehicles must have the proper certification test records demonstrating compliance of lighting components with all prescribed requirements.

BASIC EQUIPMENT REQUIRED ON ALL TRUCKS, BUSES & MPVs

DESCRIPTION				MANDATORY REQUIREMENTS			
Area	Equipment	(SAE Lens Coding)	Functional Purpose	Minimum Required	Color	Location	Height mm (in.) from the ground
1	Headlamps - Lower Beam Attention: US: "DOT" lettering required on lens Attention: US & Canada: light source code required on lens	(H, HR)	Forward road illumination	2	White	On the front - symmetrical - as far apart as practicable (If 4 lamp system - outboard or above upper beams)	560-1370 (22-54)
	Headlamps - Upper Beam Attention: US: "DOT" lettering required on lens Attention: US & Canada: light source code required on lens	(H, HR)	Forward road illumination	2	White	On the front - symmetrical (If 4 lamp system - inboard or below lower beams)	560-1370 (22-54)
	Parking Lamps-Attention: Required only on vehicles less than 2032mm wide	(P)	Indicate parked vehicle	2	White or Yellow	Front - symmetrical - as far apart as practicable	380-1530 (15-60)
	Daytime Running Lamps - Attention: for Canada required, for US optional. Attention: for US, "DRL" lettering required on lens if device is not headlamp	(Y2)	Indicate in-use vehicle	2	White or Yellow	Front - symmetrical - as far apart as practicable	380 (15) minimum Maximum depends on type of DRL
	Front Turn Signal/Hazard Warning Lamps	(I)	Indicate direction of turn / identify disabled vehicle	2	Yellow	Front - symmetrical - as far apart as practicable	380-2110 (15-83)
2	Front Clearance Lamps- Attention: Required for vehicles 2032mm wide or wider *photometrically certified at installation angle	(P2, PC* or P3*,PC2)	Show vehicle's width	2	Yellow	At widest point - symmetrical - on the front or near the front - facing forward	As high as practicable
3	Front Identification Lamps (ID)	(P2 or P3)	Indicate presence of a wide vehicle	Exactly 3	Yellow	on the front - center - horizontally spaced 150 mm (6 in.) to 300 mm (12 in.) apart	As high as practicable or on top of cab
4a	Front Side Marker Lamps *photometrically certified at installation angle	(P2, PC* or P3 ,PC2*)		2	Yellow	Each side at front - as far forward as practicable	380 (15) minimum
4b	Front Side Reflex Reflectors	(A)	Front and Rear side marker lamps / side	2	Yellow	At front - symmetrical - as far forward as practicable - facing sideward	380-1530 (15-60)
5a	Rear Side Marker Lamps ** *photometrically certified at installation angle	(P2, PC* or P3, PC2*)	reflex reflector indicate vehicle's presence and length	2	Red	Each side at rear - as far back as practicable	380 (15) minimum
5b	Rear Side Reflex Reflectors*** not required on Truck Tractors	(A)		2	Red	Each side at rear - as far back as practicable - facing sideward	380-1530 (15-60)
6	Rear Clearance Lamps Attention: Required for vehicles 2032mm wide or wider, but not required on Truck Tractors *photometrically certified at installation angle	(P2, PC* or P3, PC2*)	Show vehicle's width - MAY NOT be combined with tail lamps	2	Red	At widest point - symmetrical - on the rear or near the rear - facing rearward	As high as practicable-may be lower only if rear ID lamps are at the top
7	Rear Identification Lamps (ID) Attention: Required for vehicles 2032mm wide or wider, but not required on Truck Tractors	(P2 or P3)	Indicate presence of a wide vehicle	Exactly 3	Red	Rear - center - horizontally spaced 150 mm (6 in.) to 300 mm (12 in.) apart, facing rearward	in Canada : at the top - maybe lower if door header narrower than 25mm in USA: as high as practicable

Area	Equipment	(SAE Lens Coding)	Functional Purpose	Minimum Required	Color	Location	Height mm (in.) from the ground
8	Tail Lamps	(T)	Indicate vehicle's presence and width	2	Red	On the rear - symmetrical - as far apart as practicable	380-1830 (15-72)
	Stop Lamps	(S)	Indicate braking	2	Red	On the rear - symmetrical - as far apart as practicable	380-1830 (15-72)
	Rear Turn Signal/Hazard Warning Lamps	(I)	Indicate direction of turn/ identifies disabled veh.	2	Red or Yellow	On the rear - symmetrical - as far apart as practicable	380-2110 (15-83)
	Rear Reflex Reflectors	(A)	Show vehicle's presence and width	2	Red	On the rear - symmetrical - as far apart as practicable - facing rearward	380-1530 (15-60)
9	Backup Lamp	(R)	Illuminate ground behind the vehicle and alert road users	1	White	Rear	No requirement
10	License Plate Lamp(s)	(L)	Illuminates license plate	1	White	On the rear - above or at the sides of license plate	No requirement
11	Center High Mounted Stop Lamp Attention: Required for vehicles less than 2032mm wide and 4536kg	(U3)	Indicates braking	Minimum 1	Red	On the rear - centerline of the vehicle	860 (34) minimum

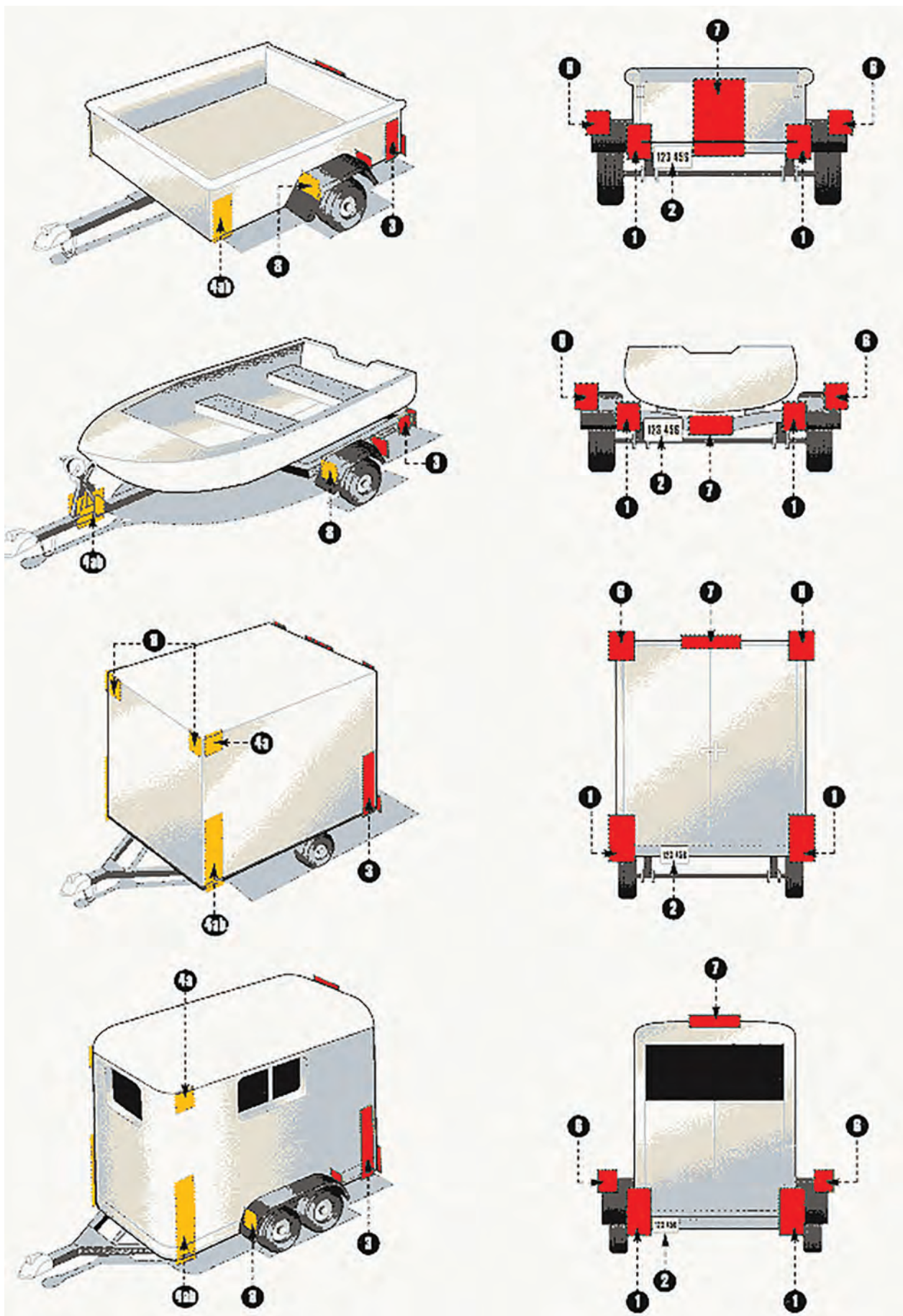
ADDITIONAL EQUIPMENT FOR SPECIFIC VEHICLES

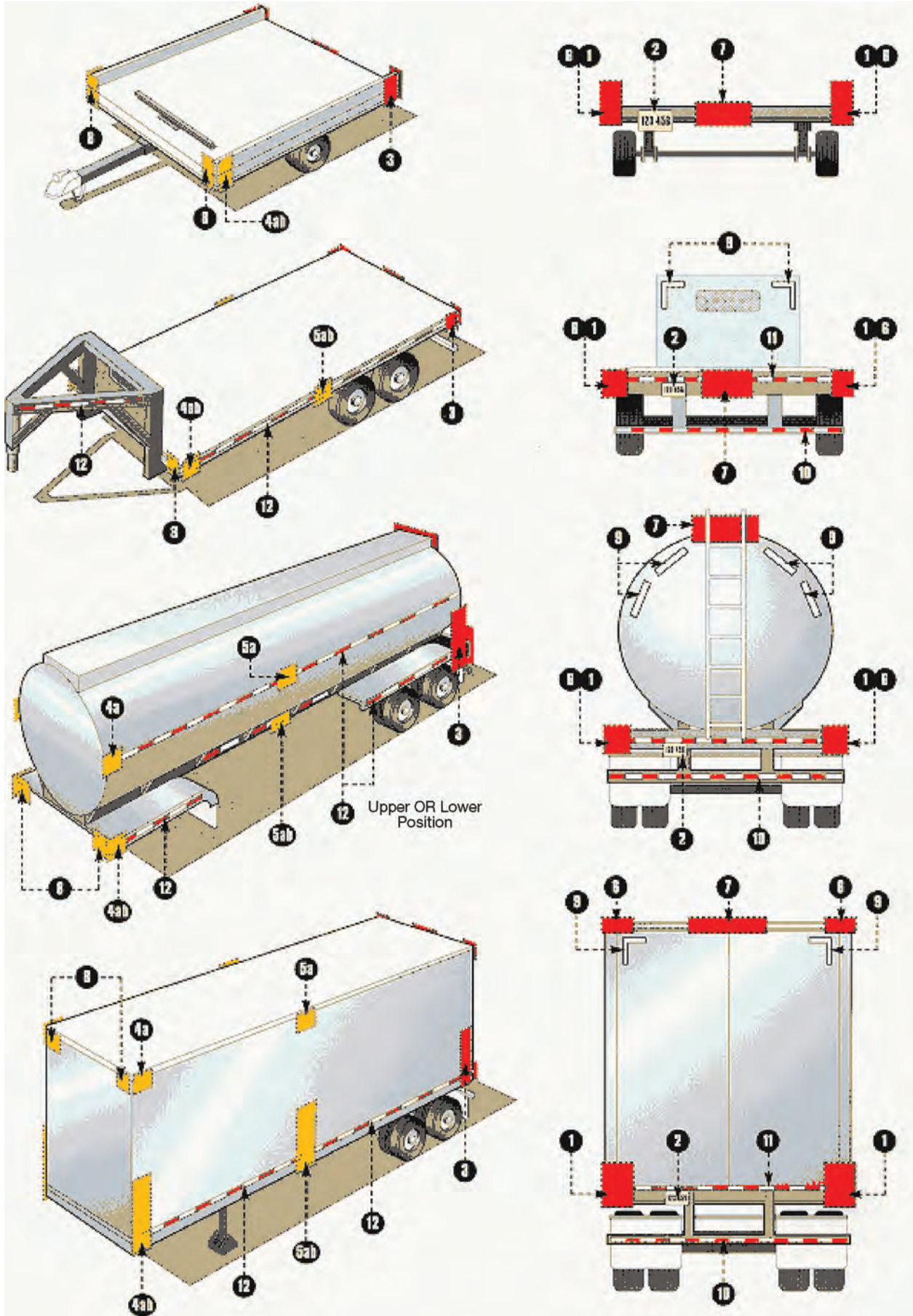
VEHICLES 9.1 m (30 ft.) LONG OR LONGER

DESCRIPTION				MANDATORY REQUIREMENTS			
Area	Equipment	(SAE Lens Coding)	Functional Purpose	Quantity	Color	Location	Height mm (in.) from the ground
12a	Intermediate Side Marker Lamps	(P2 or PC)	Indicate presence of a long vehicle	Minimum 2	Yellow	Each side near center	380 (15) minimum
12b	Intermediate Side Reflex Reflectors	(A)	Indicate presence of a long vehicle	Minimum 2	Yellow	Each side near center - facing sideward	380-1530 (15-60)

TRUCK TRACTORS

DESCRIPTION		MANDATORY REQUIREMENTS					
Area	Conspicuity Treatment	DOT Code	Quantity	Color	Location	Height	Options
13	Rear Upper Body Marking	DOT-C, DOT-C2, DOT-C3, or DOT-C4	Exactly 2 pairs of 300mm long strips	White	Rear upper corners of cab - facing rearward	As high as practicable excluding fairings	
14	Rear Marking	DOT-C, DOT-C2, DOT-C3, or DOT-C4	Exactly 2 sections of min. 600mm each	Red/ White	Rear - facing rearward - on fenders, on mud flaps brackets, or within 300mm below of the top of mud flaps	As horizontal as practicable and not higher than 1525 mm from the ground	If mud flaps not used - on the cab or frame mounted brackets





TRAILERS: FEDERAL LIGHTING EQUIPMENT LOCATION REQUIREMENTS

IMPORTANT NOTE: Every lamp, reflex reflector, and conspicuity treatment (device) must be permanently attached in the location specified below and must comply with all applicable requirements prescribed for it by FMVSS/CMVSS 108. The face of any device on the front/rear and sides should be, respectively perpendicular and parallel to vehicle centerline, unless it is photometrically certified at installation angle. No part of the vehicle shall prevent any device from meeting its prescribed requirements unless an auxiliary device meeting all prescribed requirements is installed.

In Canada: Manufacturers and importers of vehicles must have the proper certification test records demonstrating compliance of lighting components with all prescribed requirements.

BASIC EQUIPMENT REQUIRED ON ALL TRAILERS

DESCRIPTION				MANDATORY REQUIREMENTS			
Area	Equipment	(SAE Lens Coding)	Functional Purpose	Quantity	Color	Location	Height mm (in.) from the ground
1	Tail Lamps	(T)	Indicate vehicle's presence and width	Minimum 2	Red	On the rear - symmetrical - as far apart as practicable	380-1830 (15-72)
	Stop Lamps	(S)	Indicate braking	Minimum 2	Red	On the rear - symmetrical - as far apart as practicable	380-1830 (15-72)
	Rear Turn Signal Lamps	(I)	Indicate direction of turn	Minimum 2	Red or Yellow	On the rear - symmetrical - as far apart as practicable	380-2110 (15-83)
	Rear Reflex Reflectors	(A)	Indicate vehicle's presence and width	Minimum 2	Red	On the rear - symmetrical - as far apart as practicable - facing rearward	380-1530 (15-60)
2	License Plate Lamp(s)	(L)	Illuminates license plate	Minimum 1	White	On the rear - above or at the sides of license plate	No requirement
3	Rear Side Marker Lamps *photometrically certified at installation angle	(P2, PC* or P3, PC2*)	Front and rear side marker lamps / side reflex reflectors indicate vehicle's presence and length	Minimum 2	Red	Each side at rear - as far back as practicable	380-1530 (15-60) no max. for veh. under 2.032m(80") wide
	Rear Side Reflex Reflectors	(A)		Minimum 2	Red	Each side at rear - as far back as practicable facing sideward	380-1530 (15-60)
4a	Front Side Marker Lamps * photometrically certified at installation angle	(P2, PC* or P3, PC2*)		Minimum 2	Yellow	Each side at front - as far forward as practicable	380 (15) minimum
4b	Front Side Reflex Reflectors	(A)		Minimum 2	Yellow	Each side at front - as far forward as practicable facing sideward	380-1530 (15-60)

ADDITIONAL EQUIPMENT FOR TRAILERS EXCEEDING THE FOLLOWING PARAMETERS**LENGTH 9.1 m (30 ft.) OR LONGER**

DESCRIPTION				MANDATORY REQUIREMENTS			
Area	Equipment	(SAE Lens Coding)	Functional Purpose	Quantity	Color	Location	Height mm (in.) from the ground
5a	Intermediate Side Marker Lamps	(P2 or P3)	Indicate presence of a long vehicle	Minimum 2	Yellow	Each side near center - facing sideward	380 (15) minimum
5b	Intermediate Side Reflex Reflectors	(A)	Indicate presence of a long vehicle	Minimum 2	Yellow	Each side near center - facing sideward	380-1530 (15-60)

WIDTH 2.032 m (80 in.) OR WIDER

DESCRIPTION				MANDATORY REQUIREMENTS			
Area	Equipment	(SAE Lens Coding)	Functional Purpose	Quantity	Color	Location	Height
6	Rear Clearance Lamps * photometrically certified at installation angle	(P2, PC* or P3, PC2*)	Show vehicle's width - MAY NOT be combined with tail lamps	Minimum 2	Red	At widest point - symmetrical - on the rear or near the rear - facing rearward	As high as practicable - may be lower only if ID lamps are at the top

TRAILERS: FEDERAL LIGHTING EQUIPMENT LOCATION REQUIREMENTS

IMPORTANT NOTE: Every lamp, reflex reflector, and conspicuity treatment (device) must be permanently attached in the location specified below and must comply with all applicable requirements prescribed for it by FMVSS/CMVSS 108. The face of any device on the front/rear and sides should be, respectively perpendicular and parallel to vehicle centerline, unless it is photometrically certified at installation angle. No part of the vehicle shall prevent any device from meeting its prescribed requirements unless an auxiliary device meeting all prescribed requirements is installed.

In Canada: Manufacturers and importers of vehicles must have the proper certification test records demonstrating compliance of lighting components with all prescribed requirements.

Area	Equipment	(SAE Lens Coding)	Functional Purpose	Quantity	Color	Location	Height mm (in.) from the ground
7	Rear Identification Lamps	(P2 or P3)	Indicate presence of a wide vehicle	Exactly 3	Red	On the rear - center, facing rearward - horizontally spaced 150 mm (6 in.) to 300 mm (12 in.) apart	in Canada : at the top - maybe lower if door header narrower than 25 mm in USA: as high as practicable
8	Front Clearance Lamps * photometrically certified at installation angle	(P2, PC*or P3, PC2*)	Show vehicle's width	Minimum 2	Yellow	At widest point - symmetrical - as far forward as practicable - facing forward	As high as practicable

WIDTH 2.032 m (80 in.) OR WIDER AND GVWR 4536 kg (10,000 lb.) OR MORE

DESCRIPTION		MANDATORY REQUIREMENTS					
Area	Conspicuity Treatment	DOT Coding	Quantity	Color	Location	Height	OPTIONS
9	Rear Upper Body Marking	DOT-C, DOT-C2, DOT-C3, or DOT-C4	Exactly 2 pairs of 300mm long strips	White	On the rear upper corners - facing rearward	At the top	Reflex reflectors may not be required if they are replaced, in their required location, with conspicuity treatment Optional in Canada Rear lower body and side conspicuity treatment may also be solid white, solid yellow, or white and yellow.
10	Bumper Bar Marking		Continuous	Red/White	On the rear bumper bar's horizontal element - full width - facing rearward	No requirement	
11	Rear Lower Body Marking		Continuous	Red/White see options	On the rear - full width of the vehicle - facing rearward	As horizontal as practicable and as close as practicable to the range of 375 to 1525 mm from the ground	
12	Side Marking		see location	Red/White see options	Each side - facing sideward - continuous, or evenly spaced over minimum of 50% of length, starts and ends as close to the front and rear or vehicle as practicable	As horizontal as practicable and as close as practicable to the range of 375 to 1525 mm from the ground	

PART NO.	PAGE NO.	PART NO.	PAGE NO.	PART NO.	PAGE NO.	PART NO.	PAGE NO.
8891327	28	8892301	19	CB90PB	67	SL696A	42
8891400	20	8892303	19	CT150RW	17, 71	SW700	62
8891401	20	8892304	19	LB1	78	SW710	62
8891402	20	8892320	19	LB1SS	78	SW901	62
8891403	20	8892321	19	LB253	78	SW911	62
8891404	20	8892325	19	LB3163	76	SW9111	62
8891405	20	8892400	28	LB3163ALDT	76	TL257M	71
8891500	23	8892401	28	LB3163SLALDT	76		
8891501	23	8892403	28	LB3163SLSST	76		
8891502	23	8892404	28	LB3163SST	76		
8891505	23	8892420	28	LB3253	77		
8891506	23	8892425	28	LB3253ALDT	77		
8891600	25	8892500	22	LB3253SST	77		
8891602	25	8892501	22	LB383	76		
8891605	25	8892600	26	LB383ALDT	76		
8891700	25	8892601	26	LB383ALSM	76		
8891701	25	8892602	26	LB383P	76		
8891702	25	8892620	26	LB383SL	76		
8891703	25	8892700	20	LB383SLALDT	76		
8891704	25	8892701	20	LB383SST	76		
8891705	25	8892703	20	LB384	76		
8891706	25	8892704	20	LB384SST	76		
8891707	25	8892709	20	LB4663SST	74		
8891709	25	8893024	34	LB4773SST	74		
8891800	26	88930243	34	LB6123	78		
8891801	26	8893049	34	LB6123ALDT	78		
8891802	26	88930492	34	LB6123SST	78		
8891803	26	88930493	34	LB6183	78		
8891804	26	8893060	36	LB6183ALDT	78		
8891900	23	88930603	36	LB6183SST	78		
8891901	23	88930604	36	LB663	77		
8891902	23	88930605	36	LB663ALDT	77		
8891903	23	8894037	33	LB663ALSM	77		
8891904	23	8894047	33	LB663SL	77		
8891910	24	8894050	33	LB663SLALDT	77		
8891911	24	8894055	33	LB663SST	77		
8891912	24	8894056	33	LB743	76		
8891913	24	8895095	32	LB8133	77		
8891914	24	8895100	32	LB8443SST	74		
8891920	23, 24	8895105	32	LB8445SST	74		
8891921	23, 24	8895110	32	LB8663SST	74		
8891925	23, 24	8895150	32	LB8665SST	74		
8892000	27	8895250	32	M3100	66		
8892001	27	8895300	32	M3200	66		
8892002	27	8895350	32	M3300	67		
8892200	24	B210880	44	M3400	67		
8892201	24	B40B45	68	PLB11SS	75		
8892202	24	B63322	67	PLB12SS	75		
8892203	24	B745229T	43	RL650A	44		
8892204	24	B745236T	43	SL40AR	18		
8892205	24	B98596	66	SL40CR	18		
8892206	24	BA0972	71	SL41AR	18		
8892207	24	BA1	68	SL475A	40		
8892208	24	BA102	71	SL475R	40		
8892209	24	BA107	71	SL480A	40		
8892210	24	BA2	68	SL500A	43		
8892225	24	BA3	68	SL501A	40		
8892230	19	BA4	68	SL502A	40		
8892231	19	BSW002	62	SL551ALP	41		
8892232	19	BSW90030	62	SL620ALP	42		
8892233	19	CB1	67	SL630A	42		
8892234	19	CB100PB	67	SL640ALP	43		
8892239	19	CB120PB	67	SL645ALP	41		
8892240	21	CB150	67	SL646ALP	41		
8892241	21	CB150PB	67	SL650A	43		
8892242	21	CB151	67	SL65AO	18		
8892243	21	CB151PB	67	SL65CO	18		
8892244	21	CB200PB	67	SL660A	44		
8892245	21	CB201	67	SL665A	41		
8892246	21	CB201PB	67	SL66AC	18		
8892247	21	CB251PB	67	SL66AG	18		
8892248	21	CB30PB	67	SL66AO	18		
8892249	21	CB50PB	67	SL675ALP	42		
8892250	21	CB60	67	SL67AO	18		
8892255	21	CB60PB	67	SL685ALP	42		
8892300	19	CB80PB	67	SL695A	42		



**TRAFFIC STICK
LIGHTBARS**



**MODULAR
LIGHTBARS**



**LED ROAD
FLARES**



**EMERGENCY
LIGHTS**



MINI LIGHTBARS



THIN MOUNT STROBES

WARRANTY INFO

1-YEAR

Buyers Products Company warranties all **LED Strip Lights**, **Rotating Beacons**, and **Incandescent** products to the original owner against defects in workmanship and material for a period of one (1) year from the date of purchase unless otherwise specified.

5-YEAR

Buyers Products Company warranties all **LED Strobe** and **LED Work Light** products to the original owner against defects in workmanship and material for a period of five (5) years from the date of purchase unless otherwise specified.

LIMITED LIFETIME

Buyers Products Company warranties all **DOT LED Lighting** products to the original owner against defects in workmanship and material for the lifetime of the product unless otherwise specified.

Buyers Products must review each warranty claim and reserves the right to offer a refund for the original sale price of the product or replace the defective light. The one (1) year warranty is non transferable, applies to the original owner, and is subject to the following terms and conditions. The warranty will be void in cases of misuse, severe abuse, and failure to properly install the light. Breakage of the lens or housing, corrosion at the plug, wire wicking, voltage spikes, and product failure caused by road chemicals and acid type washes are not warrantable claims. This warranty gives you specific legal rights and you may also have other legal rights that vary from state to state.

The Buyers family of manufacturing companies

Tracom

VF VIKING FORGE

 **Romotech**
Rotational Molding Technologies, Inc.

 **Boomerang**
RUBBER, INC.


PROGRESSIVE
POWDER COATING, INC.